



AUDITOR GENERAL

**AUDITED CONSOLIDATED FINANCIAL STATEMENTS
FOR THE UNIVERSITY OF MALAWI
FOR THE YEAR ENDED 30 JUNE 2020**

National Audit Office

Lilongwe 3

August, 2021

UNIVERSITY OF MALAWI

**CONSOLIDATED FINANCIAL STATEMENTS
FOR THE YEAR ENDED 30 JUNE 2020**

TABLE OF CONTENTS	PAGE
Statement of Council Members' Responsibilities	1
Auditor General's Report	2-4
Statement of Comprehensive Income and Expenditure	5
Statement of Financial Position	6
Statement of Changes in Funds	7
Statement of Cash Flows	8
Accounting Policies and Notes to Financial Statements	9-25
Detailed income and expenditure statements	26-78

UNIVERSITY OF MALAWI

**CONSOLIDATED FINANCIAL STATEMENTS
FOR THE YEAR ENDED 30 JUNE 2020**

STATEMENT OF COUNCIL MEMBERS' RESPONSIBILITIES

The University of Malawi Act, requires Members of the Council to prepare financial statements for each year, which give a true and fair view of the state of the financial position of the University as at the end of the financial year and of the results for that year.

The Act also requires Members of the Council to ensure that the University keeps proper accounting records which disclose with reasonable accuracy at any time the financial position of the University and enable them to ensure that the financial statements comply with relevant legislation.

In preparing the financial statements, the Members of the Council accept responsibility for the following: -

- Maintenance of proper accounting records;
- Selection of suitable accounting policies and applying them consistently;
- Making judgement and estimates that are reasonable and prudent;
- Compliance with applicable accounting standards, when preparing financial statements, subject to any material departures being disclosed and explained in the financial statements; and
- Preparation of financial statements on a going concern basis unless it is inappropriate to presume that the University will continue in business.


Members of the Council also accept responsibility for taking such steps as are reasonably open to them to safeguard the assets of the University and to maintain adequate systems of internal control to prevent and detect fraud and other irregularities.

Members of the Council are of the opinion that the financial statements present fairly, in all material respects, the financial affairs of the University and its operating results during the period under review.



VICE CHANCELLOR

DATE 25/8/21



CHAIRMAN OF COUNCIL
DATE 25/8/21

Telephone: + 265 1 770 700
Facsimile: +265 1 773 071
+265 1 776 125
+265 1 774 138

All Communications should be addressed to:
National Audit Office



In reply please quote No.

NATIONAL AUDIT OFFICE
P.O. BOX 30045
CAPITAL CITY
LILONGWE 3
MALAWI

AUDITOR GENERAL

AUDITOR GENERAL'S REPORT TO THE COUNCIL OF THE UNIVERSITY OF MALAWI ON THE CONSOLIDATED FINANCIAL STATEMENTS FOR THE YEAR ENDED 30 JUNE, 2020

Opinion

I have audited the accompanying consolidated financial statements of the University of Malawi which comprise the Statement of Comprehensive Income and Expenditure and the Statement of Financial Position as at 30 June 2020, Statement of Changes in Funds and Statement of Cash Flows for the year then ended as set out on pages 5 to 8, and related accounting policies and notes to the accounts presented on pages 9 to 25.

In my opinion, the financial statements present fairly, in all material respects, the financial position of the University of Malawi as at 30 June 2020 and its financial performance and its cash flows for the year then ended in accordance with International Financial Reporting Standards and best public sector accounting practice.

Basis for Opinion

I conducted my audit in accordance with International Standards of Supreme Audit Institutions (ISSAIs). My responsibilities under those standards are further described in the *Auditor's Responsibilities for the Audit of the Financial Statements* section of my report. I am independent of the University of Malawi in accordance with the International Standards of Supreme Audit Institutions 30- *Code of ethics* (ISSAI 30) as promulgated by the International Organisation of Supreme Audit Institutions (INTOSAI), and I have fulfilled my other ethical responsibilities in accordance with these requirements. I believe that the audit evidence I have obtained is sufficient and appropriate to provide a basis for my opinion.

Key Audit Matters

Key audit matters are those matters that, in my professional judgment, were of most significance in my audit of the financial statements of the current period. These matters were addressed in the context of my audit of the financial statements as a whole, and in forming my opinion thereon, and I do not provide a separate opinion on these matters. The following was the key audit matter:

Service Gratuity

University of Malawi (UNIMA) is in the process of abolishing its Service Gratuity Scheme due to its unsustainability and in compliance with the Pensions Act. The University has therefore recognized service gratuity as a liability in line with the IAS 37 (Provisions, Contingent liabilities and Contingent Assets). The assumptions that underpin the valuation of the service gratuity are important, subjective, judgments and this affects the UNIMA's surplus /deficit balances and the financial position. Management has estimated the amount based on the number of years each employee has worked for, hence the recognition of the service gratuity is significant to my audit.

The audit procedures to address the risk of material misstatement relating to service gratuity liability recognition included, among others: inspecting the minutes of the council, and discussing with management the status of the gratuity; examining announcements made by management to assess whether these currently commit the UNIMA to gratuity costs; recalculating the liability in the context of the accelerated closure plans of the service gratuity; I assessed the potential risk of management bias and the adequacy of the disclosures. I found the criteria and assumptions used by management in the determination of the liability recognized in the financial statements to be appropriate.

The Council Members' Responsibility for the Financial Statements

The Council is responsible for the preparation and fair presentation of the financial statements in accordance with International Financial Report Standards (IFRS), Donor terms of agreement and financial provisions and for such internal controls as they determine are necessary to enable the preparation of financial statements that are free from material misstatement, whether due to fraud or error. This responsibility includes designing, implementing and maintaining internal controls relevant to the preparation of the financial statements that are free from material misstatements, whether due to fraud or error.

Auditor's Responsibilities for the Audit of the University of Malawi's Financial Statements

My objectives are to obtain reasonable assurance about whether the financial statements as a whole are free from material misstatement, whether due to fraud or error, and to issue an auditor's report that includes my opinion. Reasonable assurance is a high level of assurance, but is not a guarantee that an audit conducted in accordance with International Standards of Supreme Audit Institutions (ISSAIs) will always detect a material misstatement when it exists. Misstatements can arise from fraud or error and are considered material if, individually or in the aggregate, they could reasonably be expected to influence the economic decisions of users taken on the basis of these University of Malawi's Financial Statements.

As part of an audit in accordance with ISSAIs, I exercise professional judgment and maintain professional scepticism throughout the audit. I also:

- Identify and assess the risks of material misstatement of the financial statements, whether due to fraud or error, design and perform audit procedures responsive to those risks, and obtain audit evidence that is sufficient and appropriate to provide a basis for my opinion. The risk of not detecting a material misstatement resulting from fraud is higher than for one resulting from error, as fraud may involve collusion, forgery, intentional omissions, misrepresentations, or the override of internal control.

- Obtain an understanding of internal control relevant to the audit in order to design audit procedures that are appropriate in the circumstances, but not for the purpose of expressing an opinion on the effectiveness of the internal control.
- Evaluate the appropriateness of accounting policies used and the reasonableness of accounting estimates and related disclosures made by management.
- Evaluate the overall presentation, structure and content of the financial statements, including the disclosures, and whether the financial statements represent the underlying transactions and events in a manner that achieves fair presentation.

I communicate with those charged with governance regarding, among other matters, the planned scope and timing of the audit and significant audit findings, including any significant deficiencies in internal control that I identify during my audit.

I also provide those charged with governance with a statement that I have complied with relevant ethical requirements regarding independence, and to communicate with them all relationships and other matters that may reasonably be thought to bear on my independence, and where applicable, related safeguards.

From the matters communicated with those charged with governance, I determine those matters that were of most significance in the audit of the financial statements of the current period and are therefore the key audit matters. I describe these matters in my auditor's report unless law or regulation precludes public disclosure about the matter or when, in extremely rare circumstances,

I determine that a matter should not be communicated in my report because the adverse consequences of doing so would reasonably be expected to outweigh the public interest benefits of such communication.

The engagement auditor on the audit resulting in this independent Auditor General's report is:


 THOMAS K B MAKIWA 30
 ACTING AUDITOR GENERAL
 NATIONAL AUDIT OFFICE P.O. Box 30845
 LILONGWE 3
 MALAWI

Date: 30th August 2021

UNIVERSITY OF MALAWI

**CONSOLIDATED STATEMENT OF COMPREHENSIVE INCOME AND EXPENDITURE
FOR THE YEAR ENDED 30 JUNE 2020**

	Notes	2020 MK'000	2019 MK'000
INCOME			
Government subventions	3	39,457,815	32,572,311
Tuition fees and financial contribution	4	7,890,950	8,745,964
Projects grants and research income	5	27,058,033	28,871,493
Other Income	6	<u>5,237,226</u>	<u>4,830,669</u>
Total Revenue		<u>79,644,024</u>	<u>75,020,437</u>
EXPENDITURE			
	Pages		
Chancellor College	26	37,086,413	24,363,554
College of Medicine	40	31,861,600	22,179,396
Kamuzu College of Nursing	53	13,078,196	7,029,330
The Polytechnic	60	30,788,904	16,685,398
University Office	74	3,864,585	1,051,429
UNIMED	78	<u>1,123,381</u>	<u>1,525,123</u>
Total expenditure		<u>117,803,079</u>	<u>72,834,230</u>
Surplus before reallocation of designated funds and transfers to capital funds and transfers to capital fund		(38,159,055)	2,186,207
Designated funds (note 13)		(8,212,107)	(8,629,438)
Capital expenditure		(2,173,512)	(1,921,522)
Release from capital fund		<u>3,398,328</u>	<u>8,014,202</u>
Surplus/(Deficit) for the year		<u>(45,146,346)</u>	<u>350,551</u>


UNIVERSITY OF MALAWI

**CONSOLIDATED STATEMENT OF FINANCIAL POSITION
AS AT 30 JUNE 2020**

	Notes	2020 MK'000	2019 MK'000
ASSETS			
Non-current assets			
Plant, Property and Equipment	7	<u>88,635,507</u>	<u>78,508,091</u>
Total non-current assets		<u>88,635,507</u>	<u>78,508,091</u>
Current assets			
Inventories	8	345,606	328,309
Receivable	9	13,069,817	9,362,933
Cash and cash equivalents	10	<u>14,885,226</u>	<u>14,583,835</u>
Total current assets		<u>28,300,649</u>	<u>24,275,077</u>
Total assets		<u>116,936,156</u>	<u>102,783,168</u>
FUNDS AND LIABILITIES			
Funds and Reserves			
Capital Fund	11	88,635,507	78,508,091
General Fund	12	(41,803,944)	5,044,485
Designated Fund	13	<u>9,396,687</u>	<u>10,347,479</u>
Total equity and Reserves		<u>56,228,250</u>	<u>93,900,055</u>
Current liabilities			
Payables	14	<u>60,707,906</u>	<u>8,883,113</u>
Total current liabilities		<u>60,707,906</u>	<u>8,883,113</u>
Total equity and liabilities		<u>116,936,156</u>	<u>102,783,168</u>


CHAIRMAN OF COUNCIL

DATE.....


25/8/21

VICE CHANCELLOR

DATE.....


25/8/21

**CONSOLIDATED STATEMENT OF CHANGES IN FUNDS AND RESERVES
FOR THE YEAR ENDED 30 JUNE 2020**

	Capital Fund	General Fund	Designated Funds	Total
	MK'000	MK'000	MK'000	MK'000
Balance at 1 July, 2018	86,826,968	3,693,683	10,728,657	101,249,308
Capital assets procured during the period	1,921,522	-	-	1,921,522
Depreciation charge for the year	(10,569,051)	-	-	(10,569,051)
Revaluation increase/(decrease)	(289,611)	-	-	(289,611)
Depreciation write back-Revaluation	(77,136)	-	-	(77,136)
Prior year adjustments	1,000,558	1,711,843	4,061	2,716,462
Surplus/Deficit for the year	-	(350,551)	-	(350,551)
Disposal	(316,105)	-	-	(316,105)
Year-end adjustments	10,946	(10,490)	-	456
Net movement	-	-	(385,239)	(385,239)
Balance at 30 June, 2019	<u>78,508,091</u>	<u>5,044,485</u>	<u>10,347,479</u>	<u>93,900,055</u>
Balance at 1 July, 2019	78,508,091	5,044,485	10,347,485	93,900,055
Capital assets procured during the period	2,173,512	-	-	2,173,512
Donated Assets	5,664,470	-	-	5,664,470
Provision for doubtful debts	-	(279,252)	-	(279,252)
Depreciation charge for the year	(3,402,227)	-	-	(3,402,227)
Revaluation increase/(decrease)	60,426	-	-	60,426
Depreciation on disposal	137,070	-	-	137,070
Depreciation –Revaluation	(173,629)	-	-	(173,629)
Recovery on Academic dress loses	-	61,781	-	61,781
Prior year adjustments	5,851,812	(1,482,313)	-	4,369,499
Provision – Lost academic dresses	-	(2,298)	-	(2,298)
Surplus/Deficit for the year	-	(45,146,347)	-	(45,146,347)
Disposal	(184,019)	-	-	(184,019)
Net movement	-	-	(950,792)	(950,792)
Balance at 30 June, 2020	<u>88,635,507</u>	<u>(41,803,944)</u>	<u>9,396,687</u>	<u>56,228,250</u>
Balance at 30 June, 2019	<u>78,508,091</u>	<u>5,044,485</u>	<u>10,347,479</u>	<u>93,900,055</u>

UNIVERSITY OF MALAWI

**CONSOLIDATED STATEMENT OF CASH FLOWS
FOR THE YEAR ENDED 30 JUNE, 2020**

	Notes	2020 MK'000	2019 MK'000
Cash flows from operating activities			
Operating surplus/(deficit)		(45,146,347)	(350,551)
)	
Add back Depreciation		3,900	-
Movement in working capital			
(Increase)/decrease in inventories		(17,297)	35,526
(Increase)/decrease in receivables		(3,986,138)	(222,401)
Increase/ (decrease) in payables		<u>51,824,790</u>	<u>(344,832)</u>
Cash generated from operating activities		<u>2,678,907</u>	<u>(531,707)</u>
Cash flows from investing activities			
Purchase of property, plant and equipment		(2,173,512)	(1,922,842)
Proceeds on disposals		<u>32,005</u>	<u>-</u>
Cash used in investing activities		<u>(2,141,507)</u>	<u>(1,922,842)</u>
Cash flows from financing activities			
General funds		(1,422,829)	1,711,843
Capital funds		2,137,607	1,921,522
Designated funds		(950,792)	(389,300)
Adjustment-Unimed		<u>-</u>	<u>(1,052)</u>
Net cash flow from financing activities		<u>(236,014)</u>	<u>3,243,013</u>
Net (decrease)/increase cash and cash equivalents		301,387	437,913
Cash and cash equivalents as at the beginning of the year		<u>14,583,834</u>	<u>14,145,921</u>
Cash and cash equivalents at the end of the year	10	<u>14,885,223</u>	<u>14,583,834</u>

**NOTES TO THE FINANCIAL STATEMENTS
FOR THE YEAR ENDED 30 JUNE 2020**

1. PRESENTATION OF FINANCIAL STATEMENTS

The financial statements, presented in Malawi Kwacha, were prepared in accordance with the *International Financial Reporting Standards* (IFRSs). The financial statements were prepared using accounting policies which the University of Malawi adopted and consistently applied throughout the reporting period.

1.1 Basis of preparation

The financial statements have been prepared on the historical cost basis except for the revaluation of certain non-current assets. Historical cost is generally based on the fair value of the consideration given in exchange for assets.

1.2 Presentation currency

The financial statements have been presented in Malawi Kwacha (MK). Figures presented in the financial statements have been rounded up to the nearest a thousand.

1.3 Accounting estimates

In preparing financial statements, management make estimates, judgments and assumptions which affect amounts presented in the financial statements and other financial information. Use of available information and application of judgment are inherent in the formation of estimates. Actual results in the future could differ from these estimates which may be material to the financial statements.

1.4 Comparative figures

It is normal practice to present prior year financial accounts as comparatives to the current year financial statements. To enhance comparability and consistent application of accounting policies, the 2018/19 comparative figures were restated accordingly where applicable.

**NOTES TO THE FINANCIAL STATEMENTS (*Continued*)
FOR THE YEAR ENDED 30 JUNE 2020**

The University of Malawi adopted the accounting policies outlined in paragraphs 2.1 to 2.11. These policies were also applied consistently during the reporting period.

2.1 Property, Plant and Equipment (PPE)

2.2.1 Recognition and Initial measurement

The cost of an item of PPE is recognised as an asset when:

- It is probable that future economic benefits associated with the item will flow to the University; and
- The cost of the item can be measured reliably.

Item of PPE is initially measured at cost. Costs include costs incurred initially to acquire or construct an item of PPE and costs incurred subsequently to add to, replace part of, or service it. If a replacement cost is recognised in the carrying amount of an item of property, plant and equipment, the carrying amount of the replaced part is derecognised.

PPE is carried at cost less accumulated depreciation and any impairment losses except for property and motor vehicles which are carried at revalued amount being the fair value at the date of revaluation less any subsequent depreciation and subsequent accumulated impairment losses.

Assets acquired under finance leases are capitalised, outstanding balances are shown as part of lease payables.

2.2.2 Subsequent expenditure

Expenditure incurred to replace a component of an item of PPE is recognised in full when it is incurred and added to the carrying amount of the asset. It will be depreciated over its expected life, which may be different from the expected life of the other components of the asset. The carrying amount of the item being replaced is derecognised when the replacement takes place.

2.2.3 Depreciation

Depreciation is recognised so as to write off the cost of valuation of assets (other than freehold land and properties under construction) less their residual values over their useful lives using the straight – line method.

When an item of PPE is revalued, any accumulated depreciation at the date of the revaluation is restated proportionately with the change in the gross carrying amount of the asset so that the carrying amount of the asset after revaluation equals its revalued

**NOTES TO THE FINANCIAL STATEMENTS (Continued)
FOR THE YEAR ENDED 30 JUNE 2020**

amount. The revaluation surplus in funds related to a specific item of PPE is transferred directly to general fund when the asset is derecognised.

The estimated useful lives, residual values and depreciation method are reviewed at each year end with the effect of any changes in estimates accounted for on a prospective basis.

	Average Useful lives
Land and building	40 years
Motor Vehicle	5 Years
Furniture and equipment	5 years
Computers	4 years

Assets held under finance leases are depreciated over their expected useful lives on the same basis as owned assets or, where shorter, the term of the relevant lease.

The gain or loss arising from de-recognition of an item of PPE is included in surplus or deficit when the item is derecognised. The gain or loss arising from de-recognition of an item of PPE is determined as the difference between the net disposal proceeds, if any, and the carrying amount of the item.

If the recoverable amount of an asset is estimated to be less than its carrying amount, the carrying amount of the asset is reduced to its recoverable amount. An impairment loss is recognised as an expense immediately, unless the relevant asset is carried at a revalued amount, in which case the impairment loss is treated as revaluation decrease.

Where an impairment loss subsequently reverses, the carrying amount of the asset is increased to the revised estimate of this recoverable amount, but so that the increased carrying amount does not exceed the carrying amount that would have been determined had no impairment loss been recognised for the asset in prior years. A reversal of an impairment loss is recognised as income immediately, unless the relevant asset is carried as a revalued amount, in which case the reversal of the impairment loss is treated as a revaluation increase.

2.2.4 Impairment

The carrying amounts of PPE are reviewed at each financial reporting date to determine whether there is any indication of impairment. If such indication exists, assets recoverable amount is estimated. Impairment loss is recognised whenever the carrying

**NOTES TO THE FINANCIAL STATEMENTS (*Continued*)
FOR THE YEAR ENDED 30 JUNE 2020**

2.2.4 Impairment (*Continued*)

amount of an asset or its cash generating unit exceeds its recoverable amount. Impairment losses are recognised in surplus or deficit.

At each financial reporting date, carrying amounts of tangible assets are reviewed to determine whether there is any indication that those assets suffered an impaired loss. If any such indication exists, the recoverable amount of the asset is estimated in order to determine the extent of the impairment loss (if any).

2.3 Foreign currency transactions

Foreign currency transactions are translated into Malawi Kwacha at spot rate. Monetary assets and liabilities denominated in foreign currencies at the statement of financial position date are translated to Malawi Kwacha at the foreign exchange rate ruling at that date. Foreign exchange differences arising on translation are recognised in the statement of comprehensive income and expenditure. Non-monetary assets and liabilities denominated in foreign currencies that are stated at fair value are translated to Malawi Kwacha at foreign exchange rates ruling at the date that values were determined.

2.4 Income

When the outcome of transaction involving the rendering of services can be estimated reliably, revenue associated with the transaction is recognised by reference to the stage of completion of transaction at the end of the reporting period.

**NOTES TO THE FINANCIAL STATEMENTS (*Continued*)
FOR THE YEAR ENDED 30 JUNE 2020**

2.4 Income (*Continued*)

The outcome of transaction can be estimated reliably when all the following conditions are satisfied:

- The amount of revenue can be measured reliably;
- It is probable that the economic benefits associated with the transaction will flow to the University;
- The stage of completion of the transaction at the end of the reporting period can be measured reliably; and
- The costs incurred for the transaction and the costs to complete the transaction can be measured reliably.

When the outcome of the transaction involving the rendering of services cannot be estimated reliably, revenue is recognised only to the extent of the expenses recognised that are recoverable.

2.4.1 Government subvention

Government subvention is recognised in the statement of receipts and payments upon receipt of fund allocations from Central Government.

2.4.1.1 Government grants

Government grants are recognised when there is reasonable assurance that;

- The University will comply with the conditions attaching to them; and
- The grants will be received.

Government grants are recognised as income over the periods necessary to match them with the related costs that they are intended to compensate.

A government grant that becomes receivable as compensation for expenses or losses already incurred or for the purpose of giving immediate financial support to the entity with no future related costs is recognized as income of the period in which it becomes receivable.

**NOTES TO THE FINANCIAL STATEMENTS (*Continued*)
FOR THE YEAR ENDED 30 JUNE 2020**

2.4 Income (*Continued*)

Government grants related to assets, including non-monetary grants at fair value, are presented in the statement of financial position by setting up the grant as deferred income or by deducting the grant in arriving at the carrying amount of the asset. Grants related to income are deducted from the related expense.

Repayment of a grant related to income is applied first against any unamortized deferred credit set up in respect of the grant. To the extent that the repayment exceeds any such deferred credit, or where no deferred credit exists, the repayment is recognized immediately as an expense.

Repayment of a grant related to an asset is recorded by increasing the carrying amount of the asset or reducing the deferred income balance by the amount repayable. The cumulative additional depreciation that would have been recognized to date as an expense in the absence of the grant is recognized immediately as an expense.

2.4.2 Fees and financial contributions

Fees and financial contributions are recognized in the financial statements based on accruals accounting.

2.4.3 Project grants and research income

Project grants and research income are funds received for specific purposes. These are recognised as income in the period they are received in order to match them with the related costs that they are intended to compensate.

2.4.4 Interest income

Interest income represents the interest earned and accrued for the year on investments and staff loans.

2.4.5 Income generating activities

Income from income generating activities is measured at the fair value of the consideration received or receivable.

**NOTES TO THE FINANCIAL STATEMENTS (*Continued*)
FOR THE YEAR ENDED 30 JUNE 2020**

2.5 Financial instruments

The University groups financial assets and financial liabilities into the following categories,

- Financial assets at fair value through profit or loss held for trading;
- Loans and receivables;
- Available for sale financial assets; and
- Financial liabilities measured at a mortised cost.

Classification depends on the purpose for which the financial instruments were obtained or incurred and takes place at initial recognition. Classification is re-assessed on an annual basis.

2.5.1 Initial recognition and measurement

Financial instruments are recognized initially when the University becomes a party to the contractual provisions of the instruments. The University classifies financial instruments or their component parts, on initial recognition as a financial asset, a financial liability or an equity instrument in accordance with the substance of the contractual arrangement.

Financial instruments are measured initially at fair value, except for equity investments for which a fair value is not determine, which are measured at cost and classified as available- for financial assets. For financial instruments which are not at fair value through statement of comprehensive income either as income or expenditure, transaction costs are included in the initial measurement of the instrument.

**NOTES TO THE FINANCIAL STATEMENTS (*Continued*)
FOR THE YEAR ENDED 30 JUNE 2020**

2.6.2 Subsequent measurement

Financial instruments at fair value through or loss are subsequently measured at fair value, with gains and losses arising from changes in fair value being included in surplus or deficit for a period.

Loans and receivables are subsequently measured at amortised cost, using the effective interest method, less accumulated impairment losses.

Available-for-sale financial assets are subsequently measured at fair value. This excludes equity investments for which a fair value is not determinable, which are measured at cost less accumulated impairment losses.

Gains and losses arising from changes in fair value are recognized in other comprehensive income and accumulated in funds until the asset is disposed of or determined to be impaired. Interest on available-for-sale financial assets calculated using the effective interest method is recognized in Statement of comprehensive income as part of other income. Dividends received on available-for-sale equity instruments are recognized in statement of comprehensive income and expenditure as part of other income when the University's right to receive is established.

Changes in fair value of available-for-sale financial assets denominated in a foreign currency are analysed between translation differences resulting from changes in amortised cost and other changes in the carrying amount. Translation differences on monetary items are recognized in surplus or deficit, while translation differences on non-monetary items are recognised in other comprehensive income and accumulated in funds.

Financial liabilities at amortized cost are subsequently measured at amortised cost, using the effective interest method.

**NOTES TO THE FINANCIAL STATEMENTS (*Continued*)
FOR THE YEAR ENDED 30 JUNE 2020**

2.7 Receivables

Receivables comprise of student receivables, staff receivables, prepayment, staff advances, and sundry non-trade receivables. These are measured at amortised cost. An impairment loss is recognised in statement of income, where there is objective evidence that it is impaired.

2.8 Cash and cash equivalents

Cash and cash equivalents comprise cash on hand, demand deposits, and other short term highly liquid investments that are readily convertible to a known amount of cash and are subject to an insignificant risk of changes in value. These are initially and subsequently recorded at fair value.

2.9 Inventories

Inventories are stated at the lower of cost and net realisable value. Costs, including an appropriate portion of the fixed and variable overhead expenses, are assigned to inventories by the method most appropriate to the particular class of inventory, with the majority being valued on a first- in first out basis. Net realisable value represents the estimated selling price for inventories less all estimated costs of completion and costs necessary to make the sale.

2.10 Provisions and contingencies

Provisions are recognized when:

- The University has a present obligation as a result of a past event;
- It is probable that an outflow of resources embodying economic benefits will be required to settle the obligation; and
- Reliable estimates can be made of the obligation.

The amount of a provision is the present value of the expenditure expected to be required to settle the obligation. Provisions are not recognized for future operating losses.

If the University has a contract that is onerous, the present obligation under the contract is recognized and measured as a provision. Contingent assets and contingent liabilities are not recognized.

**NOTES TO THE FINANCIAL STATEMENTS (*Continued*)
FOR THE YEAR ENDED 30 JUNE 2020**

2.10 Provisions and contingencies (*Continued*)

The amount recognised as a provision is the best estimate of the consideration required to settle the present obligation at the end of the reporting period taking into account the risks and uncertainties surrounding the obligation. Where a provision is measured using the cash flows estimated to settle the present obligation, its carrying amount is the present value of those cash flows.

When some or all the economic benefits required to settle a provision are expected to be recovered from a third party, a receivable is recognised as an asset if it is virtually certain that reimbursement will be received and the amount of the receivable can be measured reliably.

2.11 Superannuation

The University contributes to a defined contribution scheme for employees. Contributions are charged to the statement of income.

NOTES TO THE FINANCIAL STATEMENTS (Continued)
FOR THE YEAR ENDED 30 JUNE 2020

3 GOVERNMENT SUBVENTIONS

	2020	2019
Institution	MK'000	MK'000
Chancellor College	14,595,251	11,875,495
College of Medicine	7,643,194	6,094,291
Kamuzu College of Nursing	5,078,321	4,393,099
The Polytechnic	10,889,078	8,816,489
University Office	<u>1,251,971</u>	<u>1,392,937</u>
Total	<u>39,457,815</u>	<u>32,572,311</u>

4 FEES AND FINANCIAL CONTRIBUTIONS

Institution		
Chancellor College	2,910,013	2,634,976
College of Medicine	2,166,558	2,042,094
Kamuzu College of Nursing	650,346	748,118
The Polytechnic	<u>2,164,033</u>	<u>3,320,776</u>
Total	<u>7,890,950</u>	<u>8,745,964</u>

5 PROJECT GRANTS AND RESEARCH INCOME

Unspent funds from previous year	8,342,089	8,342,089
Adjustment	86,191	-
Interest received	18,947	-
Exchange gains	69,622	-
Other income	670,839	-
Funds received during the year*	<u>17,582,995</u>	<u>20,529,404</u>
Total	<u>27,058,033</u>	<u>28,871,493</u>

**NOTES TO THE FINANCIAL STATEMENTS (*Continued*)
FOR THE YEAR ENDED 30 JUNE 2020**

6 OTHER INCOME

	2020	2019
	MK'000	MK'000
Administration and consultancy fees	1,049,467	977,887
Conferences and workshops	-	17,137
DLMC sales	47,365	48,160
Accommodation	26,703	-
Exchange gains	1,350	24,091
Hiring charges	110,302	171,184
Interest	166,829	333,613
Students Foreign Exchange Visits	761	2,759
Sundry income	562,589	669,016
Medical scheme	2,020,979	1,083,333
COM Private Clinic	353,618	82,454
Disposal proceeds	35,524	4,529
Rent	374,683	356,925
Sale of books	11,493	164,444
Catering sales	-	18,389
Sports Complex Centre	421,652	550,531
Grants	34,890	135,008
Examination Fees	-	173,956
Radio charges	<u>19,021</u>	<u>17,253</u>
Total	<u>5,237,226</u>	<u>4,830,669</u>

**NOTES TO THE FINANCIAL STATEMENTS
FOR THE YEAR ENDED 30 JUNE 2020**

7. PROPERTY, PLANT AND EQUIPMENT

	Land & Building K'000	Motor Vehicles K'000	Furniture & Equipment K'000	TOTAL K'000
Cost				
At 1 July 2018	82,558,509	2,397,349	5,318,170	90,274,028
Additions	650,084	215,716	1,057,042	1,922,842
Prior year adjustment	(11,722)	99,894	909,360	997,532
Revaluation	-	58,828	(4,843)	53,985
Depreciation before revaluation	-	(107,285)	343,727	236,442
Disposal	-	-	(316,105)	(316,105)
At 30 June 2019	<u>83,196,871</u>	<u>2,664,502</u>	<u>7,307,351</u>	<u>93,168,724</u>
At 1 July 2019	83,196,871	2,664,502	7,307,351	93,168,724
Additions	1,093,135	273,177	807,200	2,173,512
Donated assets	5,664,470			5,664,470
Prior year adjustment	100	(51,956)	1,047,330	995,474
Revaluation	-	60,427	-	60,427
Depreciation before revaluation	-	(92,790)	-	(92,790)
Disposal	-	(72,734)	(111,285)	(184,019)
Write off on revaluation	(173,630)	(58,023)	-	(231,653)
At 30 June 2020	<u>89,780,946</u>	<u>2,722,603</u>	<u>9,050,596</u>	<u>101,554,145</u>
Depreciation and impairment losses				
At 01 July 2018	1,175,341	626,416	1,645,303	3,447,060
Charge for the year	6,421,804	366,137	1,289,717	8,077,658
Prior year adjustment	2,218,557	389,433	638,587	3,246,577
Reversal of depreciation on revaluation	-	(101,212)	(9,450)	(110,662)
At 30 June 2019	<u>9,815,702</u>	<u>1,280,774</u>	<u>3,564,157</u>	<u>14,660,633</u>
At 01 July 2019	9,815,702	1,280,774	3,564,157	14,660,633
Charge for the year	1,785,819	334,600	1,281,810	3,402,229
Disposal	-	(4,200)	(107,870)	(112,070)
Prior year adjustment	(4,856,339)	-	-	(4,856,339)
Reversal of depreciation on revaluation	-	(190,194)	14,379	(175,815)
At 30 June 2020	<u>6,745,182</u>	<u>1,420,980</u>	<u>4,752,476</u>	<u>12,918,638</u>
Carrying amount				
At 30 June 2020	<u>83,035,764</u>	<u>1,301,623</u>	<u>4,298,120</u>	<u>88,635,507</u>
Carrying amount				
At 30 June 2019	<u>73,381,169</u>	<u>1,383,728</u>	<u>3,743,194</u>	<u>78,508,091</u>

NOTES TO THE FINANCIAL STATEMENTS (Continued)
FOR THE YEAR ENDED 30 JUNE 2020

8. INVENTORY

	2020	2019
	MK'000	MK'000
Stationery	33,984	27,664
Academic dress/gowns	54,160	54,205
Drugs and laboratory supplies	11,308	3,014
Maintenance	15	37
Main stores	48,397	24,885
Consumables	58,890	31,384
Hospitality	81	294
Cleaning materials	1,333	1,333
Cutlery & linen	7,680	7,632
Projects inventory	5,652	55,442
Nurses Badges	7,875	9,385
Publications	103,882	107,965
Clinic	<u>14,650</u>	<u>5,677</u>
Sub-total	347,906	328,917
Provision	<u>(2,298)</u>	<u>(608)</u>
Total inventories	<u>345,608</u>	<u>328,309</u>

Note briefly: Inventory related to stores which was purchased but not used during the reporting period.

9. RECEIVABLES

Staff receivables	833,725	716,595
Student receivables	5,157,955	6,614,613
Trade receivables	3,636,195	1,599,206
Prepayments and others	(271,632)	(391,501)
Intercollege	169,835	3,474
Other receivables	2,099,998	444,606
Subvention	305,036	-
Cash imprest	3,421	2,472
Designated Funds	1,347,999	-
Clinic receivables	133,158	-
Sports complex	129,712	55,564
Projects	<u>670,784</u>	<u>923,431</u>
Sub total	14,216,185	9,968,459
Provision for bad debts	<u>(1,146,368)</u>	<u>(605,527)</u>
Total receivables	<u>13,069,817</u>	<u>9,362,933</u>

NOTES TO THE FINANCIAL STATEMENTS (Continued)
FOR THE YEAR ENDED 30 JUNE 2020

10. CASH AND CASH EQUIVALENTS

	2020	2019
	MK'000	MK'000
Cash on hand	211,856	(93)
Current accounts	2,627,980	3,902,026
FCDA	546,654	927,335
Deposit accounts	4,548,075	1,856,806
Transfers	4,328	(6,938)
Sports complex funds	37,922	31,806
Investment	469,186	413,932
Treasury bills	111,594	112,984
Projects	<u>6,327,632</u>	<u>7,345,977</u>
Total Cash and cash equivalents as disclosed in the statement of cash flow	<u>14,885,226</u>	<u>14,583,835</u>

211. CAPITAL FUND

Capital fund represents the carrying amount of all property, plant and equipment.

12. GENERAL FUND

General fund represents an accumulation of surpluses or deficit over a period of time.

NOTES TO THE FINANCIAL STATEMENTS (Continued)
FOR THE YEAR ENDED 30 JUNE 2020

13. DESIGNATED FUNDS

	2020	2019
	MK'000	MK'000
Chancellor College	783,582	1,001,215
College of Medicine	5,716,328	6,516,649
Kamuzu College of Nursing	862,250	576,048
The Polytechnic	1,806,812	1,958,925
Central Administration Office	<u>226,338</u>	<u>294,639</u>
Total	9,395,310	10,347,476
Less Departmental Funds	<u>(1,183,203)</u>	<u>(1,718,038)</u>
Total Project Funds as in Income Statement	<u>8,212,107</u>	<u>8,629,438</u>

NOTES TO THE FINANCIAL STATEMENTS (Continued)
FOR THE YEAR ENDED 30 JUNE 2020

14 PAYABLES

Trade	3,505,977	2,981,441
Taxes	4,548,205	2,353,892
Inventory Clearing	3,092	2,867
Sundry payables	1,719,325	907,516
Other payables and accruals	2,502,858	1,507,630
Accruals	500,452	66,244
Superannuation	66	-
Service Gratuity	46,056,993	-
Inter-Colleges	170,697	19,020
Prepaid income	225,985	276,102
Sports complex	211,999	34,806
Project payables	<u>1,262,258</u>	<u>733,596</u>
Total payables	<u>60,707,906</u>	<u>8,883,114</u>

2

15 SUBSEQUENT EVENTS

Subsequent to the reporting date, no events have occurred requiring adjustment to or disclosure in the financial statements.

DETAILED INCOME AND EXPENDITURE STATEMENTS

CHANCELLOR COLLEGE
STATEMENT OF COMPRESIVE INCOME AND EXPENDITURE
FOR THE YEAR ENDED 30 JUNE 2020

	Page	2020 MK'000	2019 MK'000
Income			
Government subventions		14,595,251	11,875,495
Fees		2,910,013	2,634,976
Projects grants and research income	39	3,133,555	4,867,501
Other income		<u>702,357</u>	<u>811,868</u>
		<u>21,341,177</u>	<u>20,189,840</u>
Expenditure			
Teaching and research	28	9,459,707	9,356,545
Student living	29	183,348	95,262
Administration	31	22,213,486	3,275,223
Publication unit	31	42,306	130,968
Transport and travelling	32	135,691	150,610
E-Learning	32	49,542	174,469
ICT	33	213,058	240,704
Common service / other charges	33	1,351,263	5,848,935
Provision for doubtful debts		221,268	-
Chanco radio	34	99,828	48,060
Bindery	35	76,471	71,661
Outsourced Services/Maintenance	35	607,226	795,656
Project and research expenses	38	<u>2,433,220</u>	<u>4,175,462</u>
Total expenditure		<u>37,086,413</u>	<u>24,363,554</u>
Surplus before unspent funds for specific purposes and transfers to capital funds		<u>(15,745,236)</u>	<u>(4,173,714)</u>
Designated funds		(700,336)	(692,039)
Capital Expenditure		(1,261,535)	(627,134)
Release from capital		<u>964,337</u>	<u>5,687,229</u>
Revenue net of expenditure		<u>(16,742,770)</u>	<u>194,342</u>

UNIVERSITY OF MALAWI

**CHANCELLOR COLLEGE
STATEMENT OF EXPENDITURE
FOR THE YEAR ENDED 30 JUNE 2020**

Teaching and research

	2020	2019
	MK'000	MK'000
Cost of Sales – Human Ecology	19,454	179,087
Salaries and Wages	5,931,909	5,559,594
Teach. Research and Consultancies Incentives	-	7,627
Part-Time teaching	482,727	765,593
Staff benefits – Payroll	247,035	209,167
Staff welfare	1,503	9,514
Staff benefits – non payroll	180,664	254,053
Superannuation expenses	1,137,712	923,434
Staff Medicare	142,766	90,495
Tevety levy	61,768	58,116
Teaching and laboratory materials	138,853	179,428
Books and periodicals	6,171	10,991
Hospitality	-	875
Research and publications	4,754	417
Examination	824	-
Students attachment and projects	-	33,904
Training and staff development	61,490	99,214
Conferences and workshop	80,072	102,628
Printing and stationery	22,230	19,426
Advertising and recruitment	3,339	7,293
Meetings	228,467	189,713
Telephones	16,773	14,542
Postage and document delivery	260	1,220
Building maintenance	8,269	7,112
Electricity	2,837	1,880
Water	1,912	1,162
Rent	6,608	-
Cleaning	609	30
Postgraduate programmes	619	-
Fuels and oils	11,672	8,306
Mileage allowances	7,697	7,655
Subsistence allowances	35,646	33,771
Passages	-	4,455
Upkeep allowance	-	7,730

UNIVERSITY OF MALAWI

CHANCELLOR COLLEGE
STATEMENT OF EXPENDITURE (Continued)
FOR THE YEAR ENDED 30 JUNE 2020

Teaching and research (Continued)	2020	2019
	MK'000	MK'000
Subscriptions	18,406	8,395
Donations	-	300
Finance charges	9,577	9,388
Motor vehicles repair	12,572	27,001
Students Sports Expenses-Diploma in Law	-	1,425
<u>Library</u>		
Salaries and Wages – Payroll	376,882	363,688
Part time Teaching / Casual Labour – Library	25,904	4,629
Staff welfare	533	338
Staff benefits – Payroll	49,250	49,258
Staff benefits – non payroll	7,326	8,356
Superannuation expenses – payroll	67,516	62,064
Staff Medicare – payroll	16,926	9,930
TEVET Levy – Library	4,265	4,129
Teaching & Laboratory Materials	-	2,013
Books and periodicals	2,394	5,840
Training and staff development	8,987	10,443
Conferences and workshop	222	657
Printing and stationery	1,093	395
Meetings	-	7,187
Subsistence allowances	10	268
Finance charges	104	114
Subscriptions	7,969	23,994
Total teaching and research	<u>9,459,707</u>	<u>9,356,545</u>

UNIVERSITY OF MALAWI

CHANCELLOR COLLEGE
STATEMENT OF EXPENDITURE (*Continued*)
FOR THE YEAR ENDED 30 JUNE 2020

	2020	2019
	MK'000	MK'000
Student Living / Dispensary		
Salaries and Wages	75,296	57,432
Part-Time teaching/casual labour	4,938	26,463
Superannuation	734	1,485
Staff benefits – Payroll	19,635	1,519
Staff benefits – non payroll	4,981	6
Staff Medicare – payroll	2,400	1,050
TEVET Levy	959	732
Books and periodicals	439	303
Medicines & Supplies	68,399	142
Staff Uniform	38	-
Printing and stationery	2,235	1,544
Meetings	317	1,959
Telephones and e-mails	70	-
Electricity	480	420
Water	682	170
Cleaning expenses	610	435
Fuels & Oils	28	-
Subsistence allowances	740	882
Subscriptions	368	705
Finance charges	-	16
Total students living expenses	<u>183,348</u>	<u>95,262</u>

UNIVERSITY OF MALAWI

CHANCELLOR COLLEGE
STATEMENT OF EXPENDITURE (continued)
FOR THE YEAR ENDED 30 JUNE 2020

Administration	2020	2019
	MK'000	MK'000
Salaries and Wages	900,804	950,682
Part-Time teaching/casual labour	39,864	13,542
Staff benefits – Payroll	122,004	214,444
Staff welfare	5,192	1,839
Staff benefits – non payroll	165,093	47,933
Superannuation-Payroll-Severance Allowance	1,278,021	-
Service Graduity	17,725,550	-
Superannuation expenses – payroll	157,607	156,011
Staff Medicare – payroll	120,303	22,087
TEVET levy	9,789	10,443
Teaching and laboratory materials	-	538
Books and periodicals	74	416
Research & Publication	1,869	-
Examinations	13,062	41,3662
Training and staff development	31,153	1,562
Hospitality & Entertainment	1,165	1,479
Conferences and workshop	11,461	10,4862
Printing and stationery	62,487	62,191
Advertising and recruitment	9,433	16,309
Meetings	159,168	124,997
Telephones and e-mails	129,385	220,608
Postage & Document Delivery-Administration	3,338	6,236
Premises & Property Maintenance	430,643	469,269
Repairs and maintenance of plants & Machinery	100	451
Repairs and maintenance of equipment	18,120	28,669
Electricity –Administration	194,321	297,001
Water	190,864	252,411
Rent	28,836	30,473
Cleaning expenses-Maintenance	85,041	9,588

CHANCELLOR COLLEGE
STATEMENT OF EXPENDITURE (continued)
FOR THE YEAR ENDED 30 JUNE 2020

Administration (Continued)	2020	2019
	MK'000	MK'000
Fuel & oils	18,601	632
Mileage allowances	9,455	3,476
Subsistence allowances	118,421	87,814
Passages	331	-
Ceremonies & Open Days	9,384	-
Chirunga Afforestation	1,075	-
Student provisions and meal coupons	3,580	554
Student Welfare	76	-
Donations	1,000	-
Finance charges	25,061	34,976
Vehicle insurance and licensing	38,252	37,430
TV Broadcasting License	580	-
Motor vehicle repairs	52,600	62,548
Professional charges	27,945	3,593
Accounting (AccPac) Software	-	8,071
Students sports expenses	12,378	24,446
Total Administration Expenses	<u>22,213,486</u>	<u>3,254,571</u>

Publications Unit

Salaries and Wages – payroll	36,754	-
Part-Time teaching/casual labour	32	35,413
Staff Medicare – payroll	-	6
Books and Periodicals	814	37,081
Royalties	-	18,735
Conferences and workshop	518	1,355
Printing and stationery	2,461	2,296
Meetings	-	16,393
Telephones and e-mails	84	394
Postage and document delivery	786	6,423
Cleaning expenses	-	1,152
Fuel and oils Chanco	-	912
Mileage allowances	437	2,445
Subsistence allowances	180	7,059
Subscription	239	620
Finance Charges	-	684
Total Publications Unit Expenses	<u>42,306</u>	<u>130,968</u>

**CHANCELLOR COLLEGE
STATEMENT OF EXPENDITURE (continued)
FOR THE YEAR ENDED 30 JUNE 2020**

Transport and Travelling

	2020	2019
	MK'000	MK'000
Salaries and Wages – Payroll	39,997	37,286
Staff benefits – Payroll	7,214	6,684
Superannuation	6,847	5,089
Staff Medicare – payroll	2,825	1,430
Printing & Stationery	20	-
TEVET Levy	472	440
Fuel and oils	53,782	73,655
Mileage allowances	81	179
Subsistence allowances	16,279	15,852
Vehicle insurance and licensing	253	286
Motor vehicle repairs	<u>7,821</u>	<u>9,711</u>
Total transport and travelling	<u>135,691</u>	<u>150,610</u>

E-Learning

Salaries and wages – payroll	30,728	26,727
Part-time teaching/casual labour	3,850	3,561
Staff benefits – Payroll	4,119	4,031
Superannuation expenses – payroll	7,129	5,600
Staff Medicare – payroll	1,380	790
TEVET Levy	348	274
Teaching & Laboratory Materials	178	328
Books & Periodicals	231	-
Conferences and workshops	-	1,226
Advertising and recruitment	-	1,680
Meetings E-Learning	1,098	1,066
Telephones and e-mails	120	20
Fuel and oils	-	88
Subsistence allowances E-Learning	-	66
Subscriptions	108	107
Professional charges	-	128,389
Finance charges	<u>253</u>	<u>517</u>
Total E-learning	<u>49,542</u>	<u>174,469</u>

CHANCELLOR COLLEGE
STATEMENT OF EXPENDITURE (continued)
FOR THE YEAR ENDED 30 JUNE 2020

ICT

	2020	2019
	MK'000	MK'000
Salaries & wages	166,968	170,092
Part-time teaching/Casual Labour	-	115
Staff benefits – Payroll	13,113	13,022
Staff benefits – non Payroll	-	32,628
Superannuation	13,561	16,986
Staff Medicare	3,495	2,966
TEVET Levy	1,823	1,831
Conferences & Workshops	1,565	3,065
Subscription	8,256	-
Printing & Stationery	4,278	-
	<u>213,058</u>	<u>240,704</u>

Common Services/Other Charges

	2020	2019
	MK'000	MK'000
Student Medicare	277,963	80,815
Students Union of Chancellor College	8,050	4,773
Meeting Students	-	5,066
Subsistence allowances	160	-
IC Cleaning	-	3,203
Subscription	57,157	12,400
Property and general insurance	36,189	36,189
Students sports expenses	7,407	19,259
Depreciation charges	964,337	5,687,229
	<u>1,351,263</u>	<u>5,848,935</u>

CHANCELLOR COLLEGE
STATEMENT OF EXPENDITURE (continued)
FOR THE YEAR ENDED 30 JUNE 2020

Chanco Community Radio

	2020	2019
	MK'000	MK'000
Salaries & wages	62,020	20,269
Radio production fees	3,527	3,972
Staff benefits	7,117	1,959
Superannuation	1,640	230
Staff benefits	11,979	-
Staff Medicare	1,910	361
TEVET Levy	633	191
Books & Periodicals	-	215
Conferences & Workshops	-	555
Printing & Stationery	238	-
Meetings	2,505	5,262
Telephone & e-mails – Mdulidwe wa kuchipatala	818	150
Premises & Property Maintenance	-	56
Electricity	3,300	3,420
Water	1,200	316
Fuel & Oils	1,015	802
Subsistence Allowances	-	1,400
Subscriptions	<u>1,926</u>	<u>8,902</u>
Total CHANCO Community Radio	<u>99,828</u>	<u>48,060</u>

CHANCELLOR COLLEGE
STATEMENT OF EXPENDITURE (continued)
FOR THE YEAR ENDED 30 JUNE 2020

Bindery

	2020	2019
	MK'000	MK'000
Salaries and Wages – payroll	49,517	47,385
Part-time teaching/casual labour	1,398	185
Staff benefits – Payroll	9,126	8,431
Superannuation expenses – payroll	10,536	10,248
TEVET Levy	586	558
Staff Medicare – payroll	3,540	1,908
Staff & Training Development	209	-
Printing and stationery	1,095	2,946
Meetings	373	-
Repairs & Maintenance of Equipment	90	-
Total bindery	<u>76,471</u>	<u>71,661</u>

Outsourced Services/Maintenance

Staff Uniform	-	1,118
Students Medicare contributions	53,620	-
Students Provision	54,261	201,456
Building maintenance	172,569	265,619
Electricity	50,165	7,125
Rent & Rates	33,098	-
Water	-	464
Security services	195,738	247,294
Meetings-Students	3,750	-
Cleaning expenses	44,025	93,233
Total maintenance	<u>607,226</u>	<u>816,308</u>

UNIVERSITY OF MALAWI

CHANCELLOR COLLEGE
STATEMENT OF EXPENDITURE (continued)
FOR THE YEAR ENDED 30 JUNE 2020

Project and Research Expenses

	2020 MK'000	2019 MK'000
Administration	-	2,014
Culturindaba	-	34,151
AHRC & MRC-Chisiza	4,659	7,415
NORHED –Mathematics Teacher Education	2,173	126,610
SUSTAIN RESEARCH	2,205	-
MED Primary Project	600	-
Unlocking Talent	98,247	68,094
AFIKEPO	41,554	224,031
Improving Curriculum	-	11,084
SESO Project	12,391	853
Common Wealth of Learning	-	2,090
NORHED Early Numeracy	121,186	177,595
Martenal Development (GIZ)	821	816
ISEM Teachers Development	35,727	3,103
AGEE	-	2,483
ISEM Education Performance Management Systems	33,206	-
Strong Minds Strong Lives	5,488	-
Marternal Infant	25,675	-
Family Literacy	7,123	-
Health, HIV & Nutrition Services	23,493	-
ADB/GEF Phycoremediation	3,364	-
Heritege Futures for Malawi	2,544	-
GCK SSACAB	8,041	-
Impact of School	-	5,800
Performing Living Knowledge	4,279	1,527
CERT – Firelight Keeping Girls in School Project	-	4
UNICEF –MLA Data analysis – EC Kadzamira	-	2,529
Team Girls	14,240	6,759
MODESA	2,037	-
ISEM CTEX	4,268	-
Law-Disability Rights	2,658	5,663
ISEM Education Performance Management System	-	4,648
Administrative Law & Governance	309	-
Gender and Law – NORHED Project	63,493	75,354
Agro-Ecology--Farmer to Farmer	8,025	669
Africa Development Bank-HEST	-	27
AU-Water Project	-	8,181
CULLTIAF Travel Grant Proposal Dev	157	1,266

UNIVERSITY OF MALAWI

CHANCELLOR COLLEGE
STATEMENT OF EXPENDITURE (Continued)
FOR THE YEAR ENDED 30 JUNE 2020

Project and research expenses continued	2020 MK'000	2019 MK'000
C:AVA Phase 2	6,198	273,333
UPGRO –Hidden Crisis	6,277	21,067
DELTAS –SSACABT (UNIMA)	46,329	37,229
MHEALTH 4 AFRICA	2,449	19,008
Social Cash Transfer	3,837	9,140
Cava Lita Project	230	9,183
Lita – Chemistry promoting Cassava	1,414	7,837
Sabina LII Project	-	1,711
Warfsa	3,780	-
CBHPP Project (Narec)	-	30,754
IITA-Chemistry-Fast Tracking adaptable	-	2,145
AIA-Affordable Internet Access	18,484	10,825
INNOVAFRICA	13,929	23,523
Flask Wall Mushroom Growing House	-	17,221
AU Water ACE	13,429	-
ADB/GEF Phycoremediation	-	1,168
GERMSR	4,877	3,902
CAVA Dual Cassava	8,900	-
NORPART	1,488	-
GCRF BRECCia	83,840	27,434
PRO-Farmers (OSISA)	-	53,033
Persuade	25,403	8,225
Dual Cassava	2,585	3,750
NORHED PAS-Democratic & Economic governance	94,871	112,987
PAS-CMI Project	-	2,732
World Bank Project – Skills Development Project	871,456	2,329,655
Onse Project	9,506	7,071

UNIVERSITY OF MALAWI

CHANCELLOR COLLEGE
STATEMENT OF EXPENDITURE (Continued)
FOR THE YEAR ENDED 30 JUNE 2020

Project and research expenses (continued)	2020 MK'000	2019 MK'000
Living + Disability		828
Maternal Health	4,515	1,275
B CURE	-	4,009
DRYLANDS WINTER Infrastructure Project	19,557	14,903
CSR – UNFPA – JPAG	9,585	23,684
ATLAS Alliance Evaluation	3,436	6,641
Geohealth	7,434	2,058
Potion Size-CSR DD	6,991	12,737
Food Choice-Overweight	8,905	43,855
Violence Against Children	-	21,116
MNC-UNICEF	-	4
Yemesa	7,094	11,579
Anchor Farm	36	1,486
Fisp=Economics	5,377	8,008
IDRC Business Model for Improvement	110,863	46,895
Gold STD Plus	4,195	-
IMAGINE/Health Workers Evidence Study	12,904	33,872
Teachers Use of Mobile Phone	3,857	13,554
Lilongwe Water Board Follow Up	18,833	30,140
CSR Impact Evaluation on Irrigation	30,321	63,600
CSR Violence Against Women	150,851	25,083
CSR Women in Prison	-	2,879
CSR Sexual Reproductive Health	10,453	15,231
CSR UNC – Life Cycle Education	34,403	6,108
CSR-OPM	23,443	110
CSR UNC Applicable	18,031	114
CSR UNC Quantitative	84,663	-
CSR Afrobarometer Round 8	51,534	-
CSR World Food Programme	31,524	-
CSR FAO Cash Transfer	2,295	-
Poverty Stress on Health	254	-
CSR World Bank	2,264	-
CSR COVID 19-TSOKA	22,357	-
Total project and research expenses	<u>2,433,220</u>	<u>4,175,462</u>

UNIVERSITY OF MALAWI

CHANCELLOR COLLEGE
STATEMENT OF EXPENDITURE (*continued*)
FOR THE YEAR ENDED 30 JUNE 2020

Summary of Project and research income	2020	2019
	MK'000	MK' 000
Interest on deposits	-	2,435
Project income received during the year	<u>2,441,516</u>	<u>3,022,297</u>
Project and research income	2,441,516	3,024,732
Unspent funds from previous years	<u>692,039</u>	<u>1,842,769</u>
Total project and research income	<u>3,133,555</u>	<u>4,867,501</u>

**COLLEGE OF MEDICINE
STATEMENT OF COMPREHENSIVE INCOME AND EXPENDITURE
FOR THE YEAR ENDED 30 JUNE 2020**

		2020	2019
		MK'000	MK'000
Revenue	Pages		
Government subventions		7,643,194	6,094,291
Fees		2,166,558	2,042,094
Projects grants and research income	52	17,016,354	16,652,213
Other income		997,100	1,324,538
Sports Complex Centre		<u>421,652</u>	<u>550,531</u>
		<u>28,244,857</u>	<u>26,663,668</u>
Expenditure			
Teaching and research	42	6,080,011	5,304,503
Student living	43	1,509,731	1,498,178
Administration	44	10,207,427	2,489,874
Transport and travelling	45	292,347	237,999
ICT Department	46	349,498	309,357
Common service / other charges	46	127,891	76,933
Provision for doubtful debts		113,162	-
Sports Complex expenses	46	526,355	529,385
Guest House	47	23,986	18,713
COM Private Clinic	48	352,590	170,028
Project and research expenses	51	<u>12,391,765</u>	<u>11,544,426</u>
Total expenditure		<u>(31,861,600)</u>	<u>22,179,396</u>
Surplus before reallocation of designated funds and transfers to capital fund		(3,616,742)	4,484,272
Designated funds		(4,624,589)	(5,107,787)
Capital expenditure		(432,958)	(864,814)
Release from capital		<u>803,362</u>	<u>926,373</u>
Surplus/(Deficit) for the period		<u>(7,870,927)</u>	<u>(561,957)</u>

UNIVERSITY OF MALAWI

**COLLEGE OF MEDICINE
STATEMENT OF EXPENDITURE
FOR THE YEAR ENDED 30 JUNE 2020**

Teaching and research	2020	2019
	MK'000	MK'000
Salaries	3,763,144	3,350,223
Tevet Levy	43,826	38,791
Telephone	4,754	15,777
Stationery	60,923	44,960
Staff training & development	46,714	51,807
Postgraduate programmers – training	18,777	18,504
Repairs - other equipment	6,878	3,712
Postage/document delivery	1,266	189
Perks	222,882	153,052
Passages	867	-
Meeting expenses	118,615	139,933
Clinical allowance	448,191	410,783
Gratuity	75,082	39,690
<u>General expenses</u>		
Examination expenses	39,882	53,302
Advertising	1,283	-
Allowances - acting/resp./duty/warden's	-	187
Consumables/cleaning	10,444	8,572
Teaching materials	92,442	61,836
Student attachments	14,437	45,821
Conferences & workshops	29,277	3,213
Fuels & oils	16,129	17,382
Mileage claim	12,879	22,116
Subsistence Allowance	80,378	82,554
Finance charges	2,613	1,951
Medical expenses	76,443	56,529
Superannuation costs	629,749	463,370
Furniture and fittings	2,652	14
Hiring of vehicles	1,649	2,219
Ceremonies/Graduation/Open Days	744	-
Exchange loss	6,916	1,578
Subscriptions	4,494	2,783

UNIVERSITY OF MALAWI

COLLEGE OF MEDICINE
STATEMENT OF EXPENDITURE (continued)
FOR THE YEAR ENDED 30 JUNE 2020

	2020	2019
	MK'000	MK'000
Teaching and research (Continued)		
<u>Library</u>		
Salaries	160,652	141,090
TEVET Levy	1,754	1,571
Perks	22,465	19,838
Superannuation costs	38,569	31,292
Subsistence allowance	2,399	3,098
<u>General expenses</u>		
Books	-	254
Training & development	2,428	1,471
Stationery	593	1,189
Masm/medical expenses	4,762	3,096
Meetings	3,603	4,577
Mileage refunds	738	-
Phone/fax/e-mail	96	240
Professional charges	7,610	5,936
Postage / documents delivery	12	-
Total teaching and research	<u>6,080,011</u>	<u>5,304,503</u>

UNIVERSITY OF MALAWI

COLLEGE OF MEDICINE
STATEMENT OF EXPENDITURE (continued)
FOR THE YEAR ENDED 30 JUNE 2020

Student living	2020	2019
	MK'000	MK'000
Wages	20,146	28,054
TEVET Levy	228	334
Staff benefits	9,226	4,648
<u>General expenses</u>		
Meals & meal coupon	49,868	91,921
Phone/fax/e-mail	12,833	2,447
MASM/medical expenses	29,989	25,788
Training & Staff Development	-	625
Student Welfare	61,151	2,587
Meetings	45	118
Student Union activities	2,745	356
Electricity	230,191	218,099
Water	251,606	313,647
Repairs building	471,029	366,001
Repairs – property & premises	35,880	3,086
Repairs office equipment	21,333	72,055
Cleaning services & consumables	100,972	150,972
Subsistence Allowances	1,080	-
Rent Expenses	600	-
Security Services	208,748	214,155
Furniture & fittings	632	3,183
Tools & other equipment	1,428	25
Mileage refund	-	80
Total student living expenses	<u>1,509,731</u>	<u>1,498,178</u>
 Administration		
Salaries	714,018	654,175
TEVET Levy	7,148	6,761
Perks	74,759	96,147
Responsibility allowance	47,526	46,445
Superannuation costs	492,451	113,981
Advertising	17,646	27,214
Fuels and oils	19,509	32,700
Delinking expenses	51,372	5,027
Postgraduate programmes	3,575	5,168

UNIVERSITY OF MALAWI

COLLEGE OF MEDICINE
STATEMENT OF EXPENDITURE (continued)
FOR THE YEAR ENDED 30 JUNE 2020

	2020	2019
	MK'000	MK'000
Administration (Continued)		
Conferences & workshops	46,369	9,395
Stationery	91,669	87,535
Passage	-	491
Telephone	19,163	22,820
Repairs - office equipment	3,119	328
Consumables/cleaning	19,575	3,474
Meeting expenses	92,671	95,844
Postage/document delivery	1,513	4,366
Tools and other equipment	3,051	2,895
Covid 19	50,089	-
Staff training & development	20,778	17,143
Staff and students welfare	14,947	4,377
Meals & students stipends	526	16,829
City and Rent Expenses	75,508	346
Examination expenses	1,979	8,020
Hospitality	4,836	5,167
Finance Charges	22,774	84,940
MASM/medical expenses	23,947	19,883
Mileage claim	4,358	5,796
Gratuity	20,346	10,356
Subscriptions	3,067	891
Subsistence allowance	119,775	132,348
Student Uniform	4,966	-
Office equipment	9,811	2,895
Professional charges	40,408	70,518
Legal Charges	4,600	-
Exchange Loss	71	622
Marketing & Publications	1,610	-
Service Gratuity	7,223,074	-
Depreciation Charge-Land & Buildings	332,340	332,791
Depreciation Charge- Motor Vehicle	94,618	131,840
Depreciation other assets	314,701	430,342
Total administration expenses	<u>2,871,190</u>	<u>2,489,874</u>

UNIVERSITY OF MALAWI

**COLLEGE OF MEDICINE
STATEMENT OF EXPENDITURE (continued)
FOR THE YEAR ENDED 30 JUNE 2020**

Transport & traveling

	2020	2019
	MK'000	MK'000
Wages	51,334	50,004
TEVET Levy	609	596
MASM/medical expenses	1,274	722
Superannuation costs	10,884	11,601
<u>General expenses</u>		
Training staff	-	120
Mileage Claim	2,175	-
Fuel and oils	61,501	50,922
Subsistence allowance	56,249	24,961
Allowances - Acting/Resp./Duty/Warden's	9,604	9,634
Motor repairs and maintenance	69,455	75,320
Motor licensing	29,100	13,957
Consumables and cleaning vehicles	96	-
Phone/fax/e-mail	<u>67</u>	<u>115</u>
Total transport and traveling	<u>292,347</u>	<u>237,999</u>

UNIVERSITY OF MALAWI

COLLEGE OF MEDICINE
STATEMENT OF EXPENDITURE (continued)
FOR THE YEAR ENDED 30 JUNE 2020

ICT Department	2020	2019
	MK'000	MK'000
Salaries	133,003	117,202
TEVET Levy	1,443	1,230
Perks/Staff Benefits	12,300	8,937
Superannuation costs	25,494	18,092
Gratuity	10,104	2,001
MASM/medical expenses	2,405	1,487
Telephone	115,166	109,175
Stationery	4,153	492
Training & staff development	-	732
Repairs - office equipment	1,038	15,503
Consumable & Cleaning materials	-	5,033
Mileage Refund	422	70
Meetings	1,778	3,616
Postage & Document delivery	-	18
Subsistence allowance	7,346	9,322
Conference & Workshops	444	797
Subscription	<u>34,403</u>	<u>15,649</u>
Total for ICT Department	<u>349,498</u>	<u>309,357</u>
Common service/other charges		
Student sports expenses	31,669	512
General insurance	39,116	25,263
Staff sports	10,111	15,524
Fringe Benefits Tax	37,817	35,633
Ceremonies/Graduation/Open Days	<u>9,179</u>	<u>-</u>
Total common service and other charges	<u>127,891</u>	<u>76,933</u>
Sports Complex Centre		
Operation expenses	<u>526,355</u>	<u>529,385</u>
Total Sports Complex Centre expenses	<u>526,355</u>	<u>529,385</u>

UNIVERSITY OF MALAWI

COLLEGE OF MEDICINE
STATEMENT OF EXPENDITURE (continued)
FOR THE YEAR ENDED 30 JUNE 2020

Guest House - Mount Pleasant

	2020	2019
	MK'000	MK'000
Gratuity/ Staff Benefits	-	547
Superannuation	248	-
Electricity	446	-
Water	140	224
Meetings	1,550	1,340
Subsistence Allowance	952	-
Subscriptions	264	723
Finance charges	227	136
Mangochi campus IGA expenses	<u>20,158</u>	<u>15,744</u>
Total Guest House expenses	<u>23,985</u>	<u>18,713</u>

COM Private Clinic

Salaries & wages	110,044	81,867
TEVET/Levy	1,246	842
Gratuity/Staff Benefits	75,102	8,426
Gratuity	6,652	-
Superannuation	21,414	9,931
Printing & Stationery	4,088	3,811
Phone/fax/e-mail	2,980	3,602
Electricity	2,184	600
Water	1,896	1,700
Meetings	1,529	692
Maintenance and repairs – equipment	5,621	1,275
Maintenance and repairs – building	5,744	16,167
Training & Staff Development	1,238	939
Consumables & cleaning materials	13,671	5,431
Medicines & Supplies	46,781	30,826
Subscriptions	1,755	783
Finance charges	873	336
Fuels & Oils	4,149	610
Subsistence Allowances	3,584	688
Advertising	1,962	791
MASM/Medical expenses	1,911	710
Staff Uniform	1,297	-

UNIVERSITY OF MALAWI

COLLEGE OF MEDICINE
STATEMENT OF EXPENDITURE (Continued)
FOR THE YEAR ENDED 30 JUNE 2020

COM Private Clinic (Continued)	2020	2019
	MK'000	MK'000
Cost of Sales	8,120	-
Conference & Workshops	299	-
WHT & Sundry Expenses	28,244	-
Maintenance of motor Vehicle	207	-
Total Guest House expenses	<u>352,590</u>	<u>170,028</u>

Project and research expenses	2020	2019
	MK'000	MK'000
ACEPHEM	640,192	818,560
ACT-BT Project	110,985	73,476
AESA-RISE Project	35,300	30,815
Africare	8,255	62,852
AMARI	57,393	95,622
Antibiotic in Miscarriage Surgery	52,790	19,017
ARCADE project	-	150
BT Clinical Research	125,616	111,901
Building Family Medicine	89,930	81,132
BSc Int. Med, Gyenae & Anaesthesia	8,028	19,025
Building Heart & Lung Project	80,329	111,293
Care for Development	-	3,049
CDC IMEM	472,560	535,575
CDC Partnership project	22,243	184,692
CDCC	-	212
Centre for Bioethics	-	109,487
CEBHA+Project	229,676	97,939
Centre for Reproductive Health	56,039	-
CHAIN	232,006	227,645
ELMA Anaesthesia	671	-
CHPI Project	-	537
Clinical Trial Management	61,268	499
COM-IDRC IMCHA	-	66,883
Cryotherapy	6,781	19,371
Diabetic Clinic	-	467
SOAR Dreams	60,100	99,360

COLLEGE OF MEDICINE
STATEMENT OF EXPENDITURE (continued)
FOR THE YEAR ENDED 30 JUNE 2020

Project and research expenses (Continued)	2020	2019
	MK'000	MK'000
COST Africa	10,283	474
COSYST	-	150
Duke University	5,886	3,168
ELMA CPAP	123,307	240,960
EU Develop. Countries Clinical Trials	338,714	1,113,067
EU Beamish Project	1,501	48,669
Gates EED	-	106,994
Gates Malaria	821,821	594,696
Global Health Project	51,521	404
HBGDKI Project	132	124
Health Management Unit	-	4
Helse TB Project	327,214	287,847
HIV EHPSA MSM Project	357	202
HIV Implementation Research Training	105,473	168,075
ICMER	-	17,478
ICMER 2	1,126,022	642,742
IKMC Project	79,504	166,748
ILINS FANTA Project	11,052	7,550
Ilins Project	210,673	178,372
IMMPAQKT Project	4,400	5,157
Infectious Disease	13,064	13,277
Intermittent Preventive Therapy	548	-
Kusamala Project	97	98
WHO Life Long	-	75
MAC ENTO Studies Project	580,367	324,009
MAC Laboratory	268	248
Majete Malaria Project	67,833	359,848
Malaria Decision Support System	13,368	3,988
Malarid	-	3,056
Malarid PMC	53,910	65,538
MARCH Study	1,988	648
Maternal Child Health	65,134	55,161
Mazira Project	104,388	529,722
MCDC PHD Fellowship	-	354
Mental Health Departmental Project	11,514	48,280

UNIVERSITY OF MALAWI

**COLLEGE OF MEDICINE
STATEMENT OF EXPENDITURE (continued)
FOR THE YEAR ENDED 30 JUNE 2020**

Project and research expenses (Continued)	2020 MK'000	2019 MK'000
MIEHCAP Project	34,223	42,472
MORDOR Study	42,162	51,344
NAC BDS Study	3,866	86,887
NORHED ASCA Project	65,006	57,597
NORHED Surgery	154,075	261,828
Norway/SIDA Phase 4	-	726
Pharmacy Expansion Project	6,209	47,422
PK –PD Models Study	-	271
Premier Postgraduate	14,288	1,050
Research Ethics Committee	50,412	40,379
Research Support Centre	79,946	91,341
SACORE Grant	49,418	99,068
Savings Brains/Pamaned Project	-	150
Sayana Press Study Project	-	474
Scottish Collaboration		225
	1,014	
Small grants	301,168	184,328
SOAR Project	31,551	35,015
SPCD Project	11,334	30,169
St. Louis Nutrition	69,448	31,603
Sugarfact	11,858	55,376
Surg Africa	137,498	121,811
THRU Project	400,402	615,355
THRU/Pfizer	-	29,289
Traypanogen Project	27,675	11,989
United Front for Body Rights	-	2,303
Universal financial risk	-	32
Urban Malaria	41,286	363

UNIVERSITY OF MALAWI

**COLLEGE OF MEDICINE
STATEMENT OF EXPENDITURE (continued)
FOR THE YEAR ENDED 30 JUNE 2020**

Project and research expenses (Continued)

	2020	2019
	MK'000	MK'000
World Child Cancer Foundation	-	9,087
World diabetes Foundation	-	62
COM Research	-	20
AEVGI	65,331	81,519
GAVI	181,045	90,801
Thanzi la onse	84,541	92,951
NAC I-Tech (BDSS)	477,301	317,022
MVIP	1,140,133	768,207
PHNG GSK	845,221	279,963
P 20	-	70
STHP	134,898	57,075
Maldent	83,918	54,726
Nutritional Sub Study	2,603	98
NEST	799,761	58,146
CPMZ	28,693	57
Rapaed	147,491	69,035
Drink	47,121	63
IMPROVE 2	119,841	9,817
MITS	18,890	98
Generation MW	16,512	-
Maternal near Miss Project	22,022	-
CHEER	20,439	-
Alert Study Project	<u>2,</u>	<u></u>
Project and research expenses total	<u>12,391,765</u>	<u>11,544,426</u>

UNIVERSITY OF MALAWI

COLLEGE OF MEDICINE
STATEMENT OF EXPENDITURE (Continued)
FOR THE YEAR ENDED 30 JUNE 2020

	2020	2019
	MK'000	MK'000
Summary of project and research income		
Exchange gain	69,622	268,444
Adjustment (derecognition pf project assets-NBV)	79,276	(170,467)
Interest		20,476
	18,947	
Other income	670,839	351,943
Project income received during the year	<u>11,069,882</u>	<u>11,593,344</u>
Project and research income	11,908,566	12,063,740
Unspent funds from previous year		<u>4,588,473</u>
	<u>5,107,788</u>	
Project and research income total	<u>17,016,354</u>	<u>16,652,213</u>

**KAMUZU COLLEGE OF NURSING
STATEMENT OF COMPREHENSIVE INCOME AND EXPENDITURE
FOR THE YEAR ENDED 30 JUNE 2020**

		2020	2019
		MK'000	MK'000
Revenue	Pages		
Government subventions		5,078,321	4,393,099
Fees		650,346	748,118
Projects grants and research	59	47,365	48,160
David Livingstone Memorial Clinic		2,089,483	1,639,632
Other income		<u>155,596</u>	<u>191,711</u>
		<u>8,021,109</u>	<u>7,020,720</u>
Expenditure			
Teaching and research	55	2,711,961	2,640,427
Student living	55	25,526	111,851
Administration	57	8,582,961	2,726,293
Provision for doubtful debts		7,968	-
Transport and travelling	58	407,369	380,664
David Livingstone Memorial Clinic	58	114,929	106,512
Project and research	59	<u>1,235,451</u>	<u>1,063,584</u>
Total expenditure		13,078,196	7,029,330
Surplus before reallocation of designated funds and transfers to capital fund		(5,057,087)	(8,609)
Designated funds		(854,032)	(576,048)
Capital expenditure		(66,892)	(35,840)
Release from capital fund		<u>489,805</u>	<u>513,450</u>
Surplus/(Deficit) for the period		<u>(5,488,205)</u>	<u>(107,047)</u>

**KAMUZU COLLEGE OF NURSING
STATEMENT OF EXPENDITURE
FOR THE YEAR ENDED 30 JUNE 2020**

Teaching and Research	2020	2019
	MK'000	MK'000
Salaries- basic salary	1,711,061	1,608,067
Casual labour, wages & part-time	11,917	12,834
Perks	68,150	70,923
Allowance-acting/resp./duty/warden's	1,974	2,058
Leave grant and accrued leave	8,286	5,748
Gratuity	145,193	189,051
UNIMED/medical expenses	38,459	22,244
Superannuation	128,843	123,651
Staff benefit & welfare	4,501	9,909
Teaching materials	53,789	57,252
Examination expenses	24,116	23,576
Staff uniforms	-	-
Staff training & development	93,760	122,238
Hospitality entertainment	-	-
Conferences and workshops	15,082	10,009
Printing & Stationery	1,333	152
Meeting expenses	3,942	5,769
Maintenance & repairs - equipment	278	458
Fuel and oils	768	-
Mileage refund	1,829	2,543
Subsistence allowance	81,743	78,233
Library		
Salaries- basic salary	196,941	179,699
Casual labour, wages, part-time and perks	9,337	9,018
Allowances, leave grant and gratuity	33,538	31,018
Unimed/medical expenses	7,140	3,844
Superannuation	28,360	26,581
Staff welfare	2,010	1,297
Books & periodicals	3,169	578
Staff Training & development	398	4,903
Conferences, meetings and workshops	4,684	921

**KAMUZU COLLEGE OF NURSING
STATEMENT OF EXPENDITURE (Continued)
FOR THE YEAR ENDED 30 JUNE 2020**

Teaching and Research (continued)	2020 MK'000	2019 MK'000
Printing and stationery	6,867	14,468
Cleaning materials and staff uniforms	85	150
Replacement of tools	991	613
Maintenance & repairs	937	435
Mileage refund	15	803
Subsistence allowance	7,470	4,135
Subscriptions	14,998	17,249
Total teaching and research	<u>2,711,961</u>	<u>2,640,427</u>
Student Living		
Allowances-acting/rep./duty/warden's	-	150
UNIMED/medical expenses	-	40,012
Teaching materials	-	124
Examination expenses	769	6,796
Students feeding & meal coupon	-	16,926
Students attachments/preceptorship	3,359	20,569
Student medical expenses	-	-
Book/research/stipend allowance-students	-	156
Student union activities	13,939	17,061
Students sports expenses	2,666	4,151
Meeting expenses	-	-
Electricity	-	-
Water	-	-
Rent	3,069	3,417
Security	-	533
Cleaning materials	299	94
Sanitation & Cleaning services	292	-
Maintenance & repairs - buildings/houses	-	52
Replacement of Tools	-	95
Mileage refund	35	132
Subsistence allowance	108	54
Ceremonies/graduation/open days	-	235
Subscriptions	990	1,295
Total for Student Living	<u>25,526</u>	<u>111,851</u>

KAMUZU COLLEGE OF NURSING
STATEMENT OF EXPENDITURE (Continued)
FOR THE YEAR ENDED 30 JUNE 2020

Administration

	2020	2019
	MK'000	MK'000
Salaries- basic salary	703,959	667,576
Casual labour, wages & part-time	3,100	3,028
Perks	54,401	53,045
Allowance-acting/resp./duty/warden's	43,580	37,447
Leave grant and accrued leave	7,009	9,832
Service Gratuity	5,321,241	-
Gratuity	61,510	49,388
UNIMED/medical expenses	61,300	14,803
Disturbance allowance	4,140	1,040
Superannuation	529,404	85,997
Staff welfare	9,286	4,793
Research and publications	-	787
Examination expenses	7,198	26,488
Staff uniforms	20	10
Dispensary supplies	4,177	1,631
Staff training & development	43,597	14,436
Hospitality & entertainment	10,321	7,863
Conferences and workshops	71,861	69,253
Printing & Stationery	34,772	44,526
Postage / document delivery	1,717	1,585
Advertising & recruitment	9,283	5,554
Meeting expenses	48,738	62,220
Phones/fax/email/photocopy	100,467	133,454
Electricity	118,040	136,015
Water	203,461	306,833
Rent expenses	1,687	657
City rates	-	267
Security	107,644	128,499
Cleaning materials	848	7,027
Sanitation & cleaning services	66,137	51,942
Maintenance & repairs - equipment	38,070	37,199
Maintenance & repairs - buildings/houses	128,497	22,757
Replacement of tools & equipment	15,929	9,603

KAMUZU COLLEGE OF NURSING
STATEMENT OF EXPENDITURE (continued)
FOR THE YEAR ENDED 30 JUNE 2020

Administration(Continued)	2020	2019
	MK'000	MK'000
Mileage refund	2,498	5,425
Fuels & Oils	3,070	5,044
Subsistence allowance	168,222	117,348
Honorarium	46,812	33,582
Ceremonies/graduation/open days	21,146	4,101
Subscriptions	16,454	17,844
Bank charges & Interest payables	10,965	9,738
Insurance	24,285	78,802
Professional and consultancy fees	50,629	10,979
Student Union Activities	-	-
Tevet levy	26,498	33,911
Fringe Benefit Tax	-	-
Depreciation	385,245	413,076
Write-offs	7,773	16,407
Provision for bad debts	-	6,418
Construction expenses	-	-
Total administration costs	<u>3,253,752</u>	<u>2,726,293</u>
Transport and travelling		
Salaries- Basic salary	88,183	85,629
Allowance-Acting/resp./duty/warden's	14,629	13,197
Leave grant and accrued leave	1,587	1,587
Gratuity	6,237	5,308
UNIMED/medical expenses	5,640	2,538
Superannuation	11,451	10,660
Staff benefit & welfare	431	330
Printing & stationery	461	31
Security	-	-
Meeting Expenses	-	26
Cleaning materials	319	564
Sanitation & cleaning services	38	-
Maintenance & repairs - motor vehicles	56,508	57,932
Maintenance & repairs - Buildings	650	4,317

UNIVERSITY OF MALAWI

**KAMUZU COLLEGE OF NURSING
STATEMENT OF EXPENDITURE (continued)
FOR THE YEAR ENDED 30 JUNE 2020**

Transport and travelling (Continued)	2020	2019
	MK'000	MK'000
Fuel and oils	80,548	81,842
Mileage refund	8,582	336
Subsistence allowance	11,218	15,992
Insurance – Motor Vehicle	40,596	-
Depreciation – Motor vehicles	<u>80,299</u>	<u>100,374</u>
Total transport and travelling	<u>407,369</u>	<u>380,664</u>

David Livingstone Memorial Clinic

Salaries- basic salary	60,917	54,813
Casual labour, wages & part-time	8,414	19,704
Allowance-acting/resp./duty/warden's	7,238	1,084
Leave grant and accrued leave	1,022	889
Gratuity	1,304	5,363
UNIMED/medical expenses	2,340	1,307
Staff welfare	920	479
Dispensary supplies	17,998	13,289
Dispensary supplies-maternity	929	1,129
Printing & stationery	137	1,727
Meeting expenses	54	108
Electricity	4,911	2,365
Water	4,874	983
Security	410	-
Cleaning materials	144	907
Sanitation & cleaning services	69	-
Maintenance & repairs - equipment	700	298
Mileage refund	6	-
Subsistence allowance	177	1,370
Subscriptions	1,979	317
Bank charges & Interest payables	<u>385</u>	<u>380</u>
Total	<u>114,929</u>	<u>106,512</u>

**KAMUZU COLLEGE OF NURSING
STATEMENT OF EXPENDITURE (continued)
FOR THE YEAR ENDED 30 JUNE 2020**

Project and Research Expenses

	2020	2019
	MK'000	MK'000
Community Based Implementation HIV project	309,340	210,987
Public Sector Investment Programme	86,359	146,811
Norhed	228,610	196,598
ELMA Funds	15,997	102,238
Group Antenatal Care	201,647	51,686
Lugina Funds	2,023	42,097
CHAI Funds	1,238	28,523
Still birth	63,566	24,018
KCN Research projects funds	11,234	7,064
Hope for the Future	4,122	2,134
NEPI	4,195	2,039
APPHC	50,700	-
Melinda gates	359	-
Save the Children	-	-
NAC global training	-	-
Miscellaneous project & research expenses	61,179	220,680
Students funds	194,881	25,503
Reallocation of project expenses	-	3,208
Total project and research expenses	<u>1,235,451</u>	<u>1,063,584</u>

Summary of Project and research income

Interest	-	51,452
Project income received during the year	<u>1,513,434</u>	<u>1,046,148</u>
Project and research income	1,513,434	1,097,600
Unspent funds from previous year	<u>576,048</u>	<u>542,032</u>
Project and research income total	<u>2,089,483</u>	<u>1,639,632</u>

**THE POLYTECHNIC
STATEMENT OF COMPREHENSIVE INCOME AND EXPENDITURE
FOR THE YEAR ENDED 30 JUNE 2020**

		2020	2019
		MK'000	MK'000
Revenue	Page		
Government subventions		10,889,078	8,816,489
Fees		2,164,033	3,320,776
Projects grants and research income	73	4,476,353	5,352,476
Other income		<u>804,813</u>	<u>659,839</u>
		<u>18,334,277</u>	<u>18,149,580</u>
Expenditure			
Teaching and research	62	8,643,387	8,138,938
Student living	63	1,321,146	1,499,839
Administration	64	16,435,147	2,309,247
Transport and travelling	65	157,761	142,922
Common service / other charges	65	321,128	92,354
Continuing Education Centre	67	543,461	466,791
Printing Press	68	55,690	67,522
Water and Sanitation	68	148,940	117,309
Commercial and Technical Services	69	41,773	34,373
Transport and technology	69	-	3
Management development Centre	70	179,115	217,629
Transport operations management	70	-	1,032
ICT Department	71	271,816	203,888
Project and research expenses	73	<u>2,669,541</u>	<u>3,393,551</u>
Total expenditure		<u>(30,788,904)</u>	<u>16,685,398</u>
Surplus before reallocation of designated funds and transfers to capital fund		(12,454,627)	1,464,182
Designated funds		(1,806,812)	(1,958,925)
Capital expenditure		(412,127)	(317,890)
Release from capital fund		<u>1,065,934</u>	<u>803,105</u>
Surplus/(Deficit) for the period		<u>(13,607,632)</u>	<u>(9,528)</u>

UNIVERSITY OF MALAWI

**THE POLYTECHNIC
STATEMENT OF EXPENDITURE
FOR THE YEAR ENDED 30 JUNE 2020**

Teaching and Research	2020	2019
	MK'000	MK'000
Salaries	5,285,480	5,180,810
Wages	137,628	69,869
TRC Incentives/parallel	161,249	122,595
Staff benefits & welfare	11,390	20,604
Perks	117,880	117,960
Leave grant	35,564	28,151
Headship allowance	2,990	3,171
Deanship allowance	1,530	1,673
Acting/responsibility/duty/warden allowances	30,814	25,313
Postgraduate programmes	283,537	232,277
Gratuity	131,270	171,431
Superannuation	1,081,114	1,024,683
General expenses		
Printing & stationery	5,787	67,794
Teaching materials	167,909	76,120
Phone/fax/e-mail	1,219	-
Conferences and workshops	56,854	68,522
Project expenses	10,469	17,758
Repairs and maintenance - office equipment	7,041	9,759
Subscription	32,639	10,945
Advertisement & recruitment	2,193	7,249
Examination expenses	38,487	35,779
Rent Expenses	317	438
Ceremonies/graduation/open days	10,129	1,095
Postage/document delivery	-	6,728
Insurance	1,212	-
Meeting expenses	42,824	21,560
Subsistence allowance	44,335	65,108
Motor vehicle Maintenance & repairs	1,012	3,879
Tevet levy & contingencies	42,540	44,235
Student attachment	172	30
Staff training and development	204,464	174,693

UNIVERSITY OF MALAWI

THE POLYTECHNIC
STATEMENT OF EXPENDITURE (continued)
FOR THE YEAR ENDED 30 JUNE 2020

Teaching and Research(Continued)	2020	2019
	MK'000	MK'000
Staff uniform	-	215
Medical expenses	126,107	77,723
Mileage refund	5,536	3,859
Fuels & oils	3,538	6,630
Bank charges	3,755	4,471
Consultancy charges	143,238	39,213
Research and publications	1,517	1,926
Donations	550	-
<u>Library</u>		
Salaries and wages	256,132	240,955
Acting/responsibility/duty/warden allowances	22,133	18,829
Perks	10,690	9,455
Staff training & development	3,132	3,609
Books & periodicals	202	6,455
Leave grant	2,716	2,862
Finance charges	218	14
TRC Incentives/parallel	7,630	6,237
Superannuation	56,058	49,247
Subsistence allowance	1,824	1,913
Subscriptions	25,641	29,890
Conference & workshops	1,202	650
Mileage refund	478	213
Medical expenses	10,425	5,893
Printing & stationery	3,150	9,614
Staff benefit	-	350
Meetings	2,310	2,472
Pnone/fax/e-mail	2,190	-
Maintenance & repairs – equipment	349	3,522
Fuels & Oils	-	224
Tevet levy & contingencies	2,442	2,267
Total teaching and research	<u>8,643,387</u>	<u>8,138,938</u>

THE POLYTECHNIC
STATEMENT OF EXPENDITURE (continued)
FOR THE YEAR ENDED 30 JUNE 2020

Student living	2020	2019
	MK'000	MK'000
Security services	242,312	252,389
Ground upkeep	29,243	16,916
Students' Medicare college contributions	10,498	105,970
Student feeding & meal coupon	209,107	279,463
Staff uniform	98	350
Electricity & water	442,664	464,789
Cleaning materials	73,697	62,737
Repairs & maintenance – buildings	11,276	7,903
Repairs & maintenance - property & premises	173,789	173,534
City rates/outsourced services	60,966	56,580
<u>Dispensary</u>		
Salaries & wages	30,243	32,410
Medical expenses	1,680	1,133
Dispensary supplies	21,944	35,473
Printing and stationery	1,038	1,531
Gratuity	7,442	4,063
Subsistence allowances	78	758
TRC Incentives	1,348	821
Superannuation	3,260	2,386
Repairs & maintenance – equipment	-	26
Meetings	-	30
Subscriptions	-	16
Tevet levy	82	78
Leave grant & accrued leave	382	482
Total student living	<u>1,321,146</u>	<u>1,499,839</u>

UNIVERSITY OF MALAWI

THE POLYTECHNIC
STATEMENT OF EXPENDITURE (continued)
FOR THE YEAR ENDED 30 JUNE 2020

Administration	2020	2019
	MK'000	MK'000
Salaries and wages	927,015	794,987
TRC Incentives/parallel	58,809	31,451
Service Gratuity	13,222,692	-
Perks	63,391	59,801
Acting allowance	64,046	27,890
Leave grants	13,776	8,292
Gratuity	42,085	16,362
Vice Principal's allowances	240	240
Staff benefits & welfare	15,313	6,563
Depreciation	1,065,934	803,105
Stationery	70,211	61,396
Telephone and telegrams/fax/e-mails	7,925	14,280
Postage/document delivery	1,745	1,161
Subscription	16,980	21,975
Donations	-	16
Upkeep of office equipment	31,588	30,384
Advertising	32,841	19,022
Conferences & workshops	57,303	33,146
Bank charges	31,193	29,400
Ceremonies/graduation/open days	19,390	9,387
Meeting expenses/advisory board expenses	86,834	38,458
Tevet levy	6,901	6,369
Subsistence allowances	46,448	49,913
Hospitality and entertainment	-	1,500
Bad debts written off	277,270	(1,982)
Consultancy charges	8,020	15,990
Medical expenses	35,360	16,316
Council Expenses	13,459	-
Mileage refund	5,591	1,869
Superannuation	176,617	157,429
Fringe Benefit Tax	17,980	-
Staff training & development	2,456	3,583
Rent expenses	4,820	43,466
Audit expense	5,599	1,036
Professional charges	1,431	36
Sanitation	3,885	6,407
Total administration	<u>16,435,147</u>	<u>2,309,247</u>

UNIVERSITY OF MALAWI

**THE POLYTECHNIC
STATEMENT OF EXPENDITURE (continued)
FOR THE YEAR ENDED 30 JUNE 2020**

Transport and travelling

	2020	2019
	MK'000	MK'000
Wages	38,599	37,746
Allowances - acting/resp./duty/warden	7,057	4,578
Leave grant	712	753
Mileage	72	2,695
Subsistence allowance	18,948	18,746
Tevet levy & contingencies	302	319
<u>General expenses</u>		
Fuel and oils	29,471	43,531
Medical expenses	2,546	1,405
Repairs and maintenance	38,742	21,801
Licensing and insurance	11,599	2,622
TRC Incentives/parallel	363	100
Printing & Stationery	395	77
Superannuation	8,955	8,549
Total transport and travelling	<u>157,761</u>	<u>142,922</u>

Common Service

Staff welfare	2,660	11,620
Medical Expenses	247,650	-
Rent Expenses	850	9,497
General Insurance	44,634	55,440
UMSA Expenses - Common Services	14,196	2,007
Students Union activities	9,959	9,681
Students sports expenses	<u>1,180</u>	<u>4,108</u>
Total common service expenses	<u>321,128</u>	<u>92,354</u>

UNIVERSITY OF MALAWI

**THE POLYTECHNIC
STATEMENT OF EXPENDITURE (continued)
FOR THE YEAR ENDED 30 JUNE 2020**

Continuing Education	2020 MK'000	2019 MK'000
Salaries and wages	64,393	51,771
Perks	6,791	6,916
Advertisement and recruitment	8,427	9,065
Mileage refund	12,917	2,567
Conferences/workshops	82,113	49,700
Allowances - acting/resp./duty/warden	955	638
Gratuity	18,586	1,986
Leave grant & accrued leave	797	5,896
Teaching materials	6,963	-
Ceremonies/graduation	895	28,172
Medical expenses	1,200	698
Fuel and oil	6,301	8,448
Subsistence allowance	33,734	29,941
Examination expenses	31,223	41,088
Phone/fax/e-mail	370	889
Books & Periodicals	396	-
Consultancy charges	3,000	-
Bank charges	5,036	2,429
Subscription	3,370	720
Printing and stationery	2,047	7,073
Repairs & maintenance-office equip	482	1,495
Repairs & maintenance-motor vehicles	3,744	963
Repairs & maintenance – premises	147	10,866
Repairs & Maintenance – Building	1,269	1,266
Meeting /advisory board expenses	54,050	17,065
Postage/document delivery	2,756	21,046
Security service	6,171	5,956

THE POLYTECHNIC
STATEMENT OF EXPENDITURE (continued)
FOR THE YEAR ENDED 30 JUNE 2020

Continuing Education (Continued)	2020	2019
	MK'000	MK'000
Legal fees	-	1,018
Staff benefits & welfare	220	281
Superannuation	7,694	6,789
Cleaning expenses	4,446	5,709
Tevet levy & contingencies	442	426
Wages part timers	21,695	2,992
Rent expenses	22,456	4,140
Postgraduate programmes	105,123	126,821
Donations	2,700	450
Insurance & Licensing-motor vehicles	2,841	-
City rates	5,191	212
Training & staff development	9,294	1,880
Electricity & Water	<u>3,225</u>	<u>9,421</u>
Total continuing education expenses	<u>543,461</u>	<u>466,791</u>

Printing Press

Salaries & wages	8,225	31,093
Perks	1,031	1,795
Printing & stationery	35,555	23,098
Subsistence allowance	686	-
Gratuity	1,592	-
Medical expenses	210	669
Tevet levy & contingencies	61	295
Conference & Workshops	370	-
Advertising	-	814
Superannuation	1,109	5,462
Ceremonies, Graduation & Open day	380	-
Consultancy charges	3,502	462
TRC Incentives	685	314
Leave grant & accrued leave	82	264
Mileage refund	159	24
Repairs & maintenance - office equipment	444	1,099

THE POLYTECHNIC
STATEMENT OF EXPENDITURE (continued)
FOR THE YEAR ENDED 30 JUNE 2020

	2020	2019
	MK'000	MK'000
Printing Press (Continued)		
Meetings	853	1,806
Bank charges	227	292
Donations Printing Press	520	-
Fuel & oil	-	35
Total Printing Press expenses	<u>55,690</u>	<u>67,522</u>
Water and Sanitation		
Subsistence allowance	5,911	8,960
Salaries & wages	104,541	75,362
Allowances – Acting/Resp./duty/warden	201	-
Printing & stationery	202	278
Perks	6,512	6,649
Phone/fax/email	1,708	2,396
Meetings	187	215
Postage	-	669
Staff Benefits & Welfare	-	7,303
Tevet levy	324	377
Consultancy charges	9,742	120
Training & Staff Development	3,759	-
Mileage refund	185	-
Bank charges	478	575
Conferences & workshops	1,427	2,657
Superannuation	10,850	7,837
Medical expenses	710	1,387
Subscriptions	350	790
Fuels and oils	692	1,534
Property & premises maintenance	1,061	-
Leave grant & accrued leave	100	200
Total Water and Sanitation expenses	<u>148,940</u>	<u>117,309</u>

THE POLYTECHNIC
STATEMENT OF EXPENDITURE (continued)
FOR THE YEAR ENDED 30 JUNE 2020

	2020	2019
	MK'000	MK'000
Commercial Technical Service		
Wages	23,584	24,276
Perks	6,529	5,950
Leave grant & accrued leave	100	100
Medical expenses	240	162
Superannuation	3,211	2,037
Motor repairs and maintenance	2,608	742
Consultancy	1,596	142
Tevet levy & contingencies	223	216
Meetings	1,667	564
Subsistence allowances	51	-
Fuel & Oils	-	35
Gratuity	1,737	-
Bank charges	<u>227</u>	<u>149</u>
Total Commercial Technical Services expenses	<u>41,773</u>	<u>34,373</u>
Transport and Technology		
Bank charges	<u>-</u>	<u>3</u>
Total Transport and Technology expenses	<u>-</u>	<u>3</u>
Management Development Centre		
Salaries and wages	45,042	44,105
Tevet levy & contingencies	480	462
Allowances - acting/resp./duty/warden	904	726
Gratuity	3,731	1,990
Leave grant & accrued leave	382	382
Medical expenses	1,740	1,647
Postage/document delivery	373	374
Books & Periodicals	135	130
Advertising	2,198	2,050

THE POLYTECHNIC
STATEMENT OF EXPENDITURE (continued)
FOR THE YEAR ENDED 30 JUNE 2020

Management Development Centre (Continued)	2020	2019
	MK'000	MK'000
Teaching materials	2,961	2,883
Security services	-	-
Conferences & Workshops	5,041	11,162
Fuels and oils	1,650	2,891
Subsistence allowance	4,863	4,816
Electricity	532	921
Phone/fax/e-mail	695	1,054
Printing and stationery	231	6,534
Repairs & maintenance-building	151	-
Repairs & maintenance-office equipment	197	2,632
Repairs & maintenance-motor vehicles	3,657	2,899
Postgraduate programmes	52,994	68,996
Consultancy charges	21,048	32,061
Bank charges	777	597
TRC Incentive	-	568
Perks	6,998	6,649
Superannuation	8,563	7,530
Ceremonies/Graduation/Open Days	448	-
Subscription	217	5,321
Meeting expenses/advisory board expenses	6,348	6,041
Insurance & Licensing - Motor vehicles	1,674	-
Donations	500	524
Rent	300	1,168
Water	4,000	-
Mileage refund	<u>286</u>	<u>515</u>
Total Management Development Centre expenses	<u>179,115</u>	<u>217,629</u>
 Transport Operations Management		
Finance charges	-	<u>1,032</u>
Total Transport Operations Management	<u>-</u>	<u>1,032</u>

THE POLYTECHNIC
STATEMENT OF EXPENDITURE (continued)
FOR THE YEAR ENDED 30 JUNE 2020

ICT Directorate	2020	2019
	MK'000	MK'000
Salaries & Wages - ICT Centre	86,677	75,037
TRC Incentive/Parallel - ICT Centre	2,809	2,304
Allowances-Acting/resp./duty/warden	6,162	2,590
Perks ICT Directorate	3,699	3,965
Leave Grant & Accrued Leave - ICT Centre	664	682
Gratuity	-	1,115
Superannuation - ICT Centre	18,266	16,209
Staff Benefits & Welfare	-	400
Medical Expenses - ICT Centre	2,650	1,727
Training & Staff Development	-	450
Meetings - ICT Centre	274	614
Tevet Levy & Contingencies - ICT Centre	566	486
Conferences and workshop	-	450
Printing and stationery	5,032	-
Phone/fax/e-mails	124,406	98,721
Mileage Refund	66	-
Subsistence Allowance	381	100
Subscriptions	20,164	-
Repairs and maintenance – equipment	-	338
Total ICT Directorate expenses	<u>271,816</u>	<u>203,888</u>

THE POLYTECHNIC
STATEMENT OF EXPENDITURE (continued)
FOR THE YEAR ENDED 30 JUNE 2020

Project and research expenses	2020	2019
	MK'000	MK'000
Africa Academy for Environmental funds	-	7,653
CRED funds	-	25
ADFB support to higher education project fund	-	25,635
SORGEV	-	47,230
Examination Fees for Departments & Centres	610,455	675,852
WHO Health & Climate	-	520
Scotland Chikwawa Health Initiative Program	17,305	30,812
AIR (Academic Initiative for Renewables)	943	2,363
SHARE	104,279	176,623
Specimen Collection for Lab Evaluation	-	1,255
HEPPSA	-	97,783
UN Habitat – Land Surveying	-	2,632
Innovation Hub – Own generated income	-	39
UN Habitat – Land Surveying	2,632	2,632
Water Spoutt	11,295	26,769
FRACTAL Project	6,259	27,577
Rehabilitation funds	311,347	52,545
Skills Development	1,135,920	1,876,855
Sanitation Research Project - Water Research Commission	227	14,986
NCST WASHTED project	1,128	9,024
Lemelson Project	60,452	20,742
VAXICHOL Project	-	9,504
CSIMA project	111,116	79,773
COS-WASH	728	276
EAWAG-Wema	477	6,693
EAWAG-Tilley	5,958	91,871
IMPACT (ICLEI)	3,927	9,789
Land Mgmt Curriculum(Land Survey)	2,115	3,572
DMPA-SC (FHI-360)	38,,035	31,079
ISEM (MDC)	14,273	34,308
TILLEY	27,095	-
Water Quality	578	3,072

THE POLYTECHNIC
STATEMENT OF EXPENDITURE (continued)
FOR THE YEAR ENDED 30 JUNE 2020
THE POLYTECHNIC

Project and research expenses (continued)

	2020	2019
	MK'000	MK'000
GCC Kuwala	20,511	10,292
ENPE	-	2,916
Rural Livelihood	-	413
Circular Economy (TILLEY)	35,422	-
Frank Mnthambala-PHD	6,623	-
EASE (Energy Access for Social Enterprise)	35,893	-
NEST (Dr. T. Mkandawire	33,419	-
SWARM-DRUM(WASHTED)	11,517	-
Usingini Mini-Hydro	9,019	-
ISWM –TED	16,317	-
Water Safety Planning	3,919	-
TEA-LP (DR S Kaunda)	17,023	-
Polytechnic Incubation Centre	4,832	-
Lunzu Urban	-	41
UNESCO	-	1,178
Australian Africa Network	-	1,463
Seismic Research Study	11,133	10,391
Total Project and research expenses	<u>2,669,541</u>	<u>3,393,551</u>

Summary of Project and research income

Project income received during the year	<u>2,517,429</u>	<u>4,259,001</u>
Project and research income	2,517,429	4,259,001
Unspent funds from previous year	<u>1,958,925</u>	<u>1,093,475</u>
Project and research expenses total	<u>4,476,353</u>	<u>5,352,476</u>

**UNIVERSITY OFFICE
STATEMENT OF COMPREHENSIVE INCOME AND EXPENDITURE
FOR THE YEAR ENDED 30 JUNE 2020**

		2020	2019
	Page	MK'000	MK'000
Revenue			
Government subventions		1,251,971	1,392,937
Projects grants and research income	77	342,288	359,670
Other income		<u>87,365</u>	<u>160,689</u>
		<u>1,681,624</u>	<u>1,913,296</u>
Expenditure			
Administration	76	3,636,512	1,352,714
Other charges	76	112,123	107,378
Project and research expenses	77	<u>115,950</u>	<u>65,031</u>
Total expenditure		<u>3,864,585</u>	<u>1,523,123</u>
Surplus before unspent funds for specific purposes and transfers to capital fund		(2,182,961)	388,172
Designated funds		(226,338)	(294,639)
Capital expenditure		-	(75,844)
Release from capital fund		<u>74,889</u>	<u>84,067</u>
Surplus/(Deficit) for the period		<u>(2,334,410)</u>	<u>101,735</u>

**UNIVERSITY OFFICE
STATEMENT OF EXPENDITURE
FOR THE YEAR ENDED 30 JUNE 2020**

Administration	2020	2019
	MK'000	MK'000
Salaries & Wages	381,404	586,889
Benefits – Payroll	103,843	150,724
TEVET Levy	4,171	6,321
Superannuation/Service Gratuity	2,786,510	94,762
Gratuity	1,687	12,900
Examination	3,451	-
Conference & Workshops	7,152	7,965
Printing & Stationary	24,241	37,551
Uniforms	-	695
Advertising and Recruitment	1,447	3,737
Meeting Expenses	20,908	25,256
Phone/Fax / E-mail/Internet	32,857	34,405
Postage & Document Delivery	563	1,747
Bank Charges	1,561	1,941
Electricity	7,179	5,437
Water	4,125	10,544
Repair of Office Equipment	780	1,092
Property & Premises Maintenance	12,319	9,774
Cleaning Expenses :	8,853	8,721
Fuels and Oils	13,443	24,384
Mileage Allowance	558	474
Subsistence Allowance	37,901	70,836
Hospitality & Entertainment	78	-
Congregations & Ceremonies	1,025	57,717
Subscription and Donation	16,334	31,687
UMSU	-	680
Staff welfare	-	1,610
Insurances and Licensing	12,811	4,495

UNIVERSITY OF MALAWI

**UNIVERSITY OFFICE
STATEMENT OF EXPENDITURE
FOR THE YEAR ENDED 30 JUNE 2020**

Administration (Continued....)

	2020	2019
	MK'000	MK'000
Property & General Insurance	3,163	8,408
Golden Jubilee	-	-
Vehicle Repairs	16,395	23,775
Depreciation charges	74,889	84,067
Professional Charges	51,792	42,502
Special expenses	<u>5,071</u>	<u>1,641</u>
Total expenses for Administration	<u>3,636,512</u>	<u>1,351,064</u>

Other charges

Council Expenses	98,009	85,959
ICT Activities	14	2,163
Rent and Rates	8,923	8,200
Security Expenses	7,633	8,304
Staff Training and Development	<u>6,156</u>	<u>2,752</u>
Total	<u>112,123</u>	<u>107,378</u>

UNIVERSITY OF MALAWI

**UNIVERSITY OFFICE
STATEMENT OF EXPENDITURE (continued)
FOR THE YEAR ENDED 30 JUNE 2020**

Project and research expenses

	2020	2019
	MK'000	MK'000
Government Scholarship	227	-
Student Loan Fund	-	207
Vice Chancellors Fund	8	3
University of Malawi Student Union	227	202
Dosani Trust	465	-
University of Malawi Council Trust Fund	-	864
Rehabilitation/Development Fund	227	186
Endowment Fund	100,477	202
SOKO	2,077	14,325
Project overhead	1,744	785
NERC	-	38,597
Commonwealth of learning	-	1,681
EBAFOSA-UNIMA	73	64
Standard Bank Scholarship	-	6,915
NICO Scholarship	9,725	
Assets valuation	<u>701</u>	<u>1,000</u>
Total project and research expenses	<u>115,950</u>	<u>65,031</u>

Summary of Project and research income

Adjustment	6,915	4,060
Project income received during the year	<u>40,734</u>	<u>84,330</u>
Project and research income	47,649	88,390
Unspent funds from previous year	<u>294,639</u>	<u>271,280</u>
Project and research income total	<u>342,288</u>	<u>359,670</u>

UNIVERSITY OF MALAWI

**UNIVERSITY MEDICAL SCHEME
STATEMENT OF EXPENDITURE
FOR THE YEAR ENDED 30 JUNE 2020**

Medical Scheme

	2020 MK'000	2019 MK'000
Relevant healthcare expenditure		
Medical Claims	952,986	861,805
Medical Refunds	<u>6,624</u>	<u>19,294</u>
Total relevant healthcare expenditure	<u>959,610</u>	<u>881,099</u>
Administration expense		
Salaries	78,514	77,464
Contract Gratuity	15,921	14,318
Superannuation Benefits	22,826	20,982
Fuels and Oils	2,365	2,516
Subsistence	5,388	9,093
Travelling Expenses	8	22
Printing and Stationery	623	2,301
Sundry expenses	297	161
Staff medical costs	2,509	1,777
Bank Charges	227	730
Depreciation	3,900	3,900
Phones, Fax & Email	1,700	1,400
Board Expenses	6,279	3,528
Postage and Carriage	156	282
Membership Cards	16,642	24,441
Claim Forms	3,343	3,343
Advertising	-	806
Licensing	13	-
Subscriptions	363	218
Training Expenses	-	806
Conferences & Workshop	325	449
Repair of Office Equipment	-	24
Motor Vehicle Repairs & Maintenance	1,782	1,080
ICT Expenses	<u>590</u>	<u>687</u>
Total administrative expenses	<u>163,770</u>	<u>170,330</u>
Total Medical scheme expenses	<u>1,123,381</u>	<u>1,051,429</u>